

# TOWN MANAGER'S WEEKLY REPORT



## UPCOMING MEETINGS & EVENTS ...

- ✓ **Town Council Meeting:** Monday, April 22, 6:30 PM Public Hearing, followed by Regular Meeting, Town Hall
- ✓ **Delaware League of Local Governments:** Thursday, April 25, 5:30 PM, Dover
- ✓ **Sussex County Association of Towns:** Wednesday, May 1, 6:00 PM, hosted by Bridgeville
- ✓ **Sussex County Association of Towns Steering Committee:** Friday, May 3, 9:00 AM, First State Community Action Agency
- ✓ **Town Council Meeting:** Monday, May 6, 7:00 PM, Regular Meeting, Town Hall

## UPDATES FROM DEPARTMENTS

### **Finance**

- As of April 19, the Town has collected:
  - \$1,872,866 (98.8%) of the 2024 annual property tax billing (\$1,894,982)
  - \$502,989 (45%) of the April utility billing (\$1,116,240)
- Processed Payroll, Accounts Payable, Accounts Receivable
  - Processed 46 payroll records
    - ✓ Human Resources (HR) – processed pension application
  - Processed Purchase Orders (95)
    - ✓ Accounts Payable checks generated (95) – Credit Card Statement
    - ✓ Scanned copies of invoices and attached to PO's
  - Cash Receipt Transactions (1,329)
  - Miscellaneous Billing Invoices generated (5)
- Provided Tax and Utility Information for property settlements and stamped deeds
- Assisted customers with utility bill and parking ticket questions
- Vacant Building Registration 2024 Billing – 27 properties
- Completed February and March Revenue Reconciliations
- Monthly Key Revenue Items Report – March 2024 (copy attached)
- Budget vs Actual – February 20124 (copy attached)
  - All information is also on the Town's website, home page - "Financial Transparency Center – View Now"
- Projects in progress
  - Lead & Copper Rule (Line inventory - Town and Owner)
    - ✓ Provided "New Construction" list 2000-2024
  - Backflow Prevention Inspections
    - ✓ Finance sent requested information to Hydrocorp Inc.
  - AMI Metering Project

# TOWN MANAGER'S WEEKLY REPORT



- ✓ Begin replacing meters week of 4/15 (VEPO Solutions, Core & Main)
  - Total meters replaced this week - 207
- FY2024 Preliminary fieldwork, auditor's onsite
  - Sample testing

## **Public Works**

- Delivered pedestrian gates, safety cones, and "lil toot" to Revelations Brewery for chamber event on April 5, picked all up on April 8
- Finished cleaning fountain, filled with water, up and running for the season
- Street Sweeper out Town wide
- All town properties have been mowed
- Parking meters have been collected/dropped off to bank
- Weed spray applied along East Market Street from The Circle to King Street
- Collage Park sidewalk inspection completed on March 9 (Donald Robinson)
- All UPS batteries have been replaced in the Water Department and schedule has been created for reminder of replacement time
- Serviced police unit 81-11, serviced 2016 f-150 Wastewater Department truck and repaired coolant leak by replacing coolant hose

## **Wastewater**

- Lagoon depths: Large Lagoon is 15.50 feet and Small Lagoon is 6.00 feet
- Responded to sewer issue on West Market Street, used vacuum truck, sewer jetter, and sewer camera to identify and resolve issue from clean out to main
- Rebuilt Zone 12 in Pettyjohn Woods – replaced about 20 pieces of pipe that had been damaged
- Repaired damaged crossover valve at Cedar Lane that connects the 2 lagoons
- Met with Fidelity Power Systems to go over options for a replacement generator at Gordy Street pump station

## **Police**

- Weekly Code Enforcement statistics updated (copy attached)
- Weekly CrimeMapping Reports (copy attached)
- Part I, II, and III Offenses Crime Data (week and year to date) (copy attached)
- Departmental Press Releases issued as warranted

# TOWN MANAGER'S WEEKLY REPORT



## Construction Coordinator

- Admiral's Landing
  - Sanitary sewer inspection
  - Road construction inspection
- Certificate of Occupancy
  - 607 R Stevenson Way
  - 641 R Wilson Loop
- Nanticoke Tribe 21 (Out of town sewer)
  - Inspection of directional drill for force main.
- Miss Utility Locate Summary (copy attached)

## Planning

- Calhoun Apartments – Site plan comments to applicant on April 10
- Easter Seals Vehicle Storage – Plans signed and stamped approved on April 19
- Greenlea Place – Revised grading plan submitted for review on April 15
- Splash Laundromat – Site plan amendment submitted for parking area on April 17
- Sussex Sports Complex Solar – Final site plan submitted for review on April 16
- The Oaks – Final site plan comments received on April 17
- Planning Commission Meeting:
  - Georgetown Prof/Medical Center (Old Laurel Rd) – **Recommend TC approval of Conditional Use**
  - 204 West Market St – **Recommend TC approval of Zoning Amendment**
- Predevelopment Meetings:
  - 113 South Railroad Avenue (DDD) – Zoning Use Options/Residential Rental
  - 432 East Market Street, Unit 101 (DDD) – Aesthetics Services
  - 111 North Race Street (DDD) – Retail/Ice Cream
  - Zoar Road/Sussex Pines Road – 78 Lot Single Family Subdivision

## TOWN MANAGER'S UPDATE

- Participated in Delaware League Legislative Advocacy Committee Meeting – legislation discussed:
  - ✓ HS 1 for HB 168 – Short-term Rentals (Lodging Tax)
  - ✓ HB 175 – Accessible Parking Spaces
  - ✓ HB 351 – Towing of Vehicles
  - ✓ SB 22 – Delaware Workforce Housing Program
  - ✓ SB 23 – Accessory Dwelling Units

# TOWN MANAGER'S WEEKLY REPORT



- Responded to questions from a perspective property buyer regarding annexation and zoning
- Addressed concern from property owner regarding issues with cable, internet, and telephone
- Provided position description for Parking Meter Attendant to Town of Milton (looking to initiate a parking program)
- Participated in planning call with CGI Digital and revisions to our Georgetown Video Tour (Gene Dvornick, Laura Givens)
- Met with Matthew Heckles (HUD Regional Administrator), Maria Bynum (Wilmington Field Office Director), and Habitat for Humanity representatives to discuss Kimmeytown, Strong Neighborhood Housing Fund and impacts on Georgetown (Gene Dvornick, Bill West)
- Researched Delaware Drinking Water Regulations regarding Special Purpose Samples and shared same with staff
- Addressed concerns from local resident regarding the boil water notice and water shut down on April 14
- Participated in virtual meeting with Main Street Delaware and Delaware 250 – regarding the Semiquincentennial (250<sup>th</sup> anniversary of the 1776 United States Declaration of Independence)
- Responded to local realtor questions regarding the 18/404/113 Grade Separated Intersection and impact on traffic downtown
- Met with Senator Huxtable to discuss thoughts & concerns with respect to SB 23 – Accessory Dwelling Units (Gene Dvornick, Jocelyn Huff)
- Monthly Labor Report – March received (copy attached)
- Responded to several FOIA requests
- Followed up on several code enforcement issues



TOWN MANAGER'S  
WEEKLY REPORT



# TOWN MANAGER'S WEEKLY REPORT

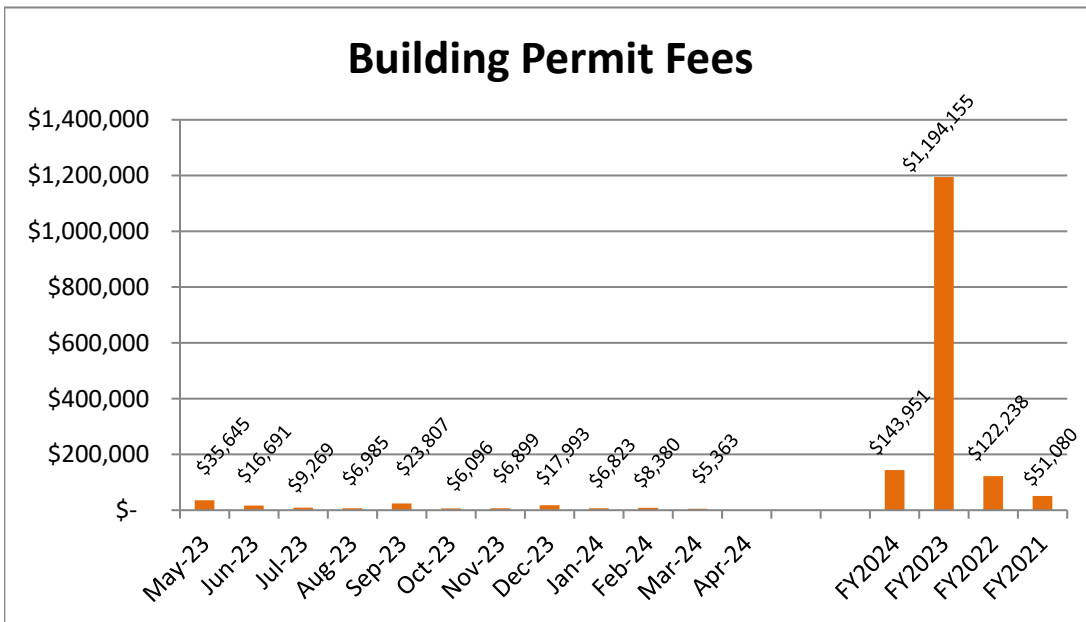
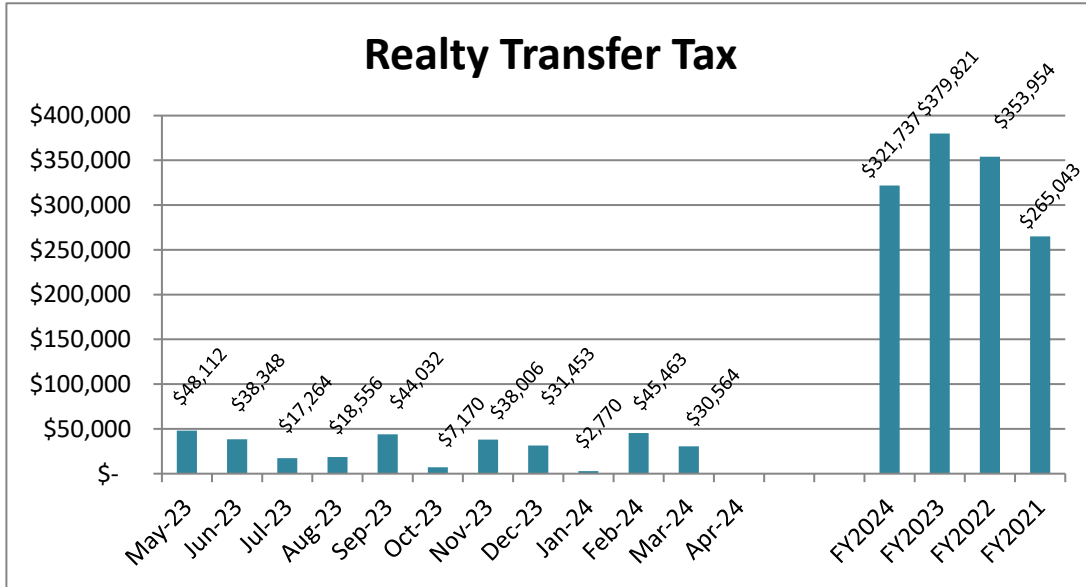
---



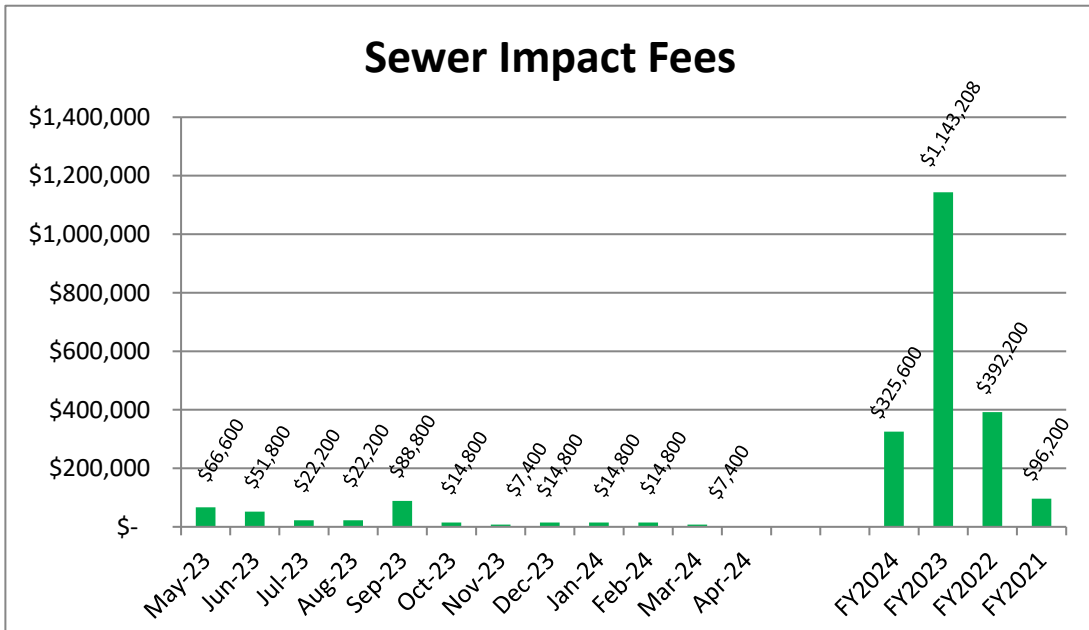
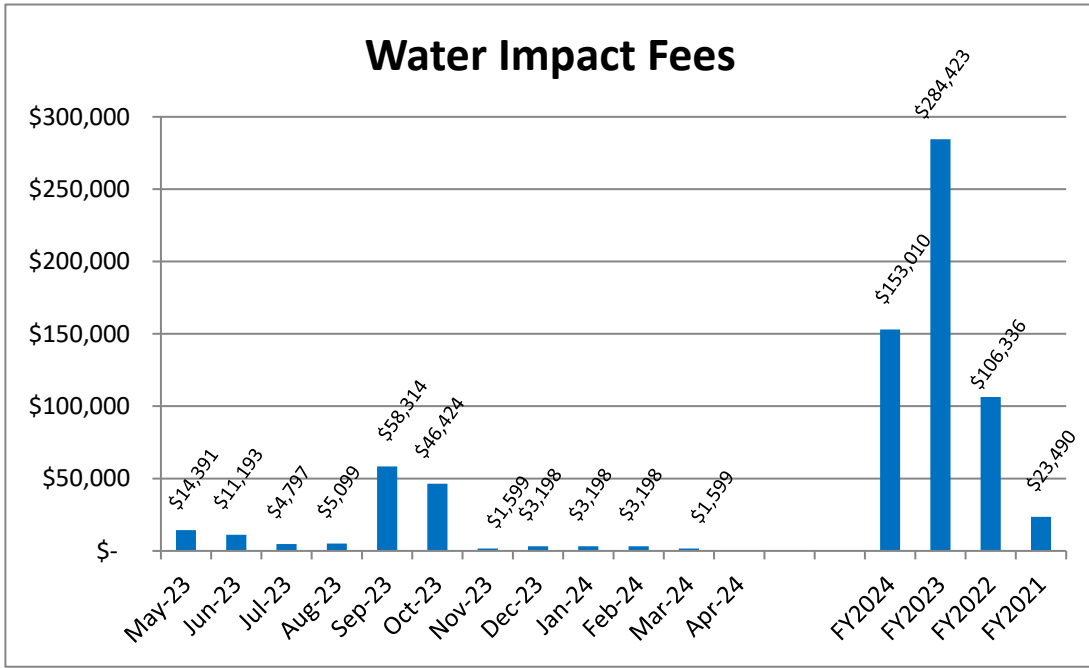
***THIS REPORT AND ANY ATTACHMENTS ARE ONLY BEING SENT  
ELECTRONICALLY UNLESS OTHERWISE REQUESTED***

*In an effort to inform Council, employees and the public about current Town activities and issues, the Town Manager issues the Town Manager's Weekly Report with highlights from department activities for the current week. This report is published online and distributed every Friday. If you have comments, questions or suggestions regarding the Town Manager's Weekly Report, please contact Town Manager.*

# Key Revenue Items

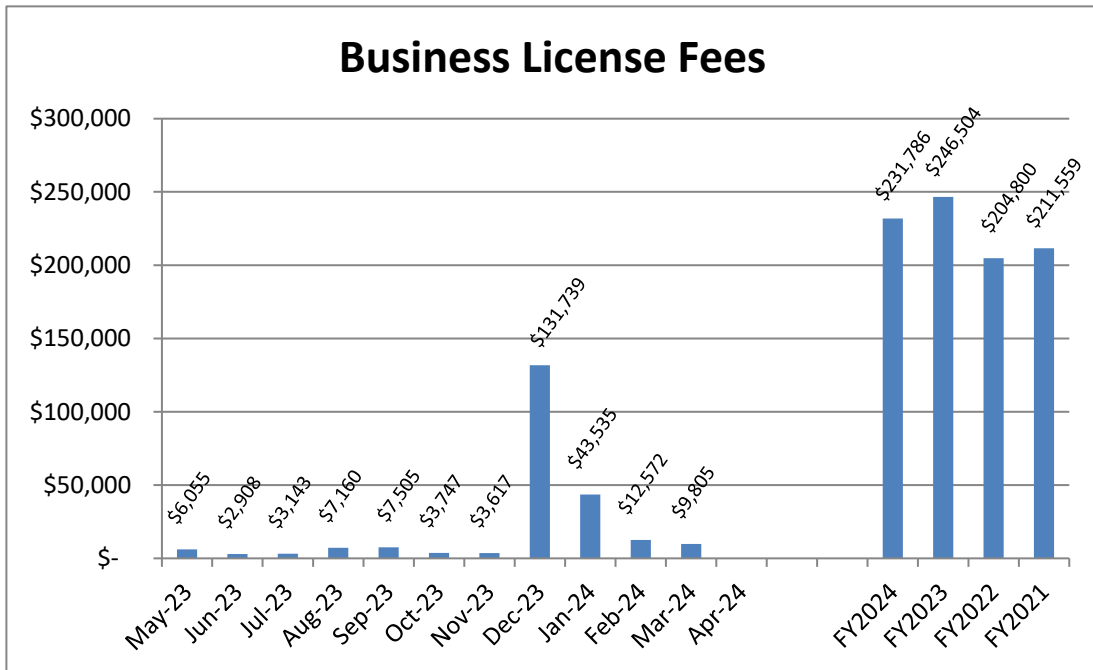


# Key Revenue Items





# Key Revenue Items



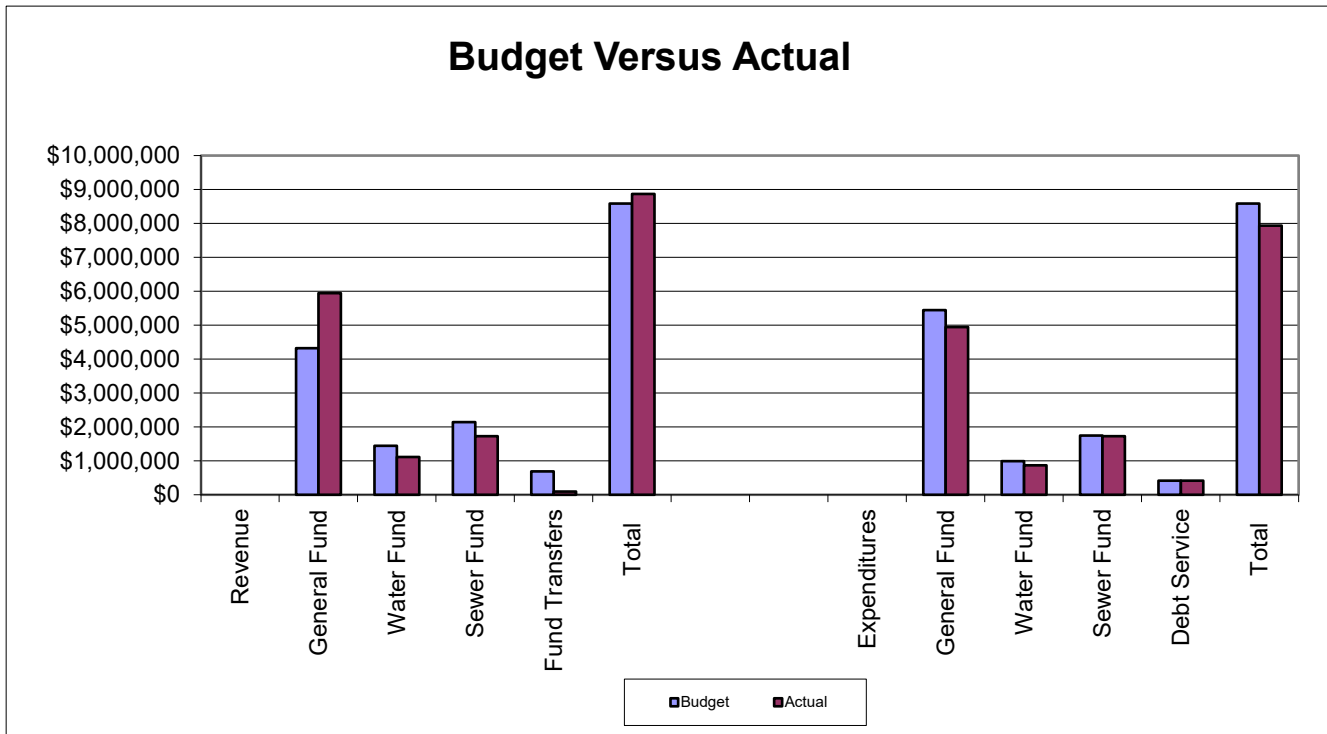
## Town of Georgetown Budget Versus Actual (Operating) As of February 29, 2024

**83.30%**  
**Percent**  
**of Budget**

<u>Revenue</u>	<u>Budget</u>	<u>Actual</u>	<u>Variance</u>	<u>Percent of Budget</u>
General Fund	\$ 4,314,271	\$ 5,937,140	(\$1,622,869)	138%
Water Fund	\$ 1,438,500	\$ 1,109,413	\$329,087	77%
Sewer Fund	\$ 2,137,500	\$ 1,727,596	\$409,905	81%
Fund Transfers	\$ 689,460	\$ 90,000	\$599,460	13%
Total	<u>\$8,579,731</u>	<u>\$8,864,149</u>	<u>(\$284,418)</u>	<u>103%</u>

<u>Expenditures</u>	<u>Budget</u>	<u>Actual</u>	<u>Variance</u>	<u>Percent of Budget</u>
General Fund	\$5,441,554	\$4,941,629	\$499,925	91%
Water Fund	\$991,921	\$860,263	\$131,658	87%
Sewer Fund	\$1,738,371	\$1,724,430	\$13,941	99%
Debt Service	\$407,885	\$407,887	(\$2)	100%
Total	<u>\$8,579,731</u>	<u>\$7,934,210</u>	<u>\$645,521</u>	<u>92%</u>

\* Line item detail available upon request.



**TOWN OF GEORGETOWN**  
Statement of Revenue and Expenditures - Standard

*Revenue Account Range: First to zz-zzz-zzzz*

*Include Non-Anticipated: Yes*

*Year To Date As Of: 02/29/24*

*Expend Account Range: First to zz-zzz-zzzz*

*Include Non-Budget: No*

*Current Period: 02/01/24 to 02/29/24*

*Print Zero YTD Activity: No*

*Prior Year: 02/01/23 to 02/28/23*

<u>Revenue Account</u>	<u>Description</u>	<u>Prior Yr Rev</u>	<u>Anticipated</u>	<u>Curr Rev</u>	<u>YTD Rev</u>	<u>Excess/Deficit</u>	<u>% Real</u>
01-100-3100	Property Tax	0.00	1,873,298.00	0.00	1,893,167.70	19,869.70	101
01-100-3105	General Interest	2,847.61	0.00	1,713.36	17,352.74	17,352.74	0
01-100-3110	Restricted Interest	46.34	0.00	2,254.82	65,971.97	65,971.97	0
01-100-3175	Investment Income/Loss	6,294.79	0.00	7,807.19	53,904.85	53,904.85	0
01-100-3320	Franchise Fee	14,586.92	61,000.00	0.00	58,314.02	2,685.98 -	96
01-100-3345	Parking Meters	2,047.95	21,000.00	2,228.45	25,402.05	4,402.05	121
01-100-3420	Parking Fine Revenue	2,063.04	20,000.00	1,136.05	16,500.15	3,499.85 -	82
01-100-3430	Tax Penalty Revenue	1,799.81	17,000.00	293.76	41,004.10	24,004.10	241
01-100-3440	A/R Penalty Revenue	0.00	0.00	88.90	36,232.87	36,232.87	0
01-100-3450	Court House Municipality Reven	81,840.00	600,000.00	142,010.00	890,550.00	290,550.00	148
01-100-3460	Vacant Building Registration	750.00	0.00	0.00	5,400.00	5,400.00	0
01-100-3470	Accommodations Tax	8,965.78	185,000.00	9,469.16	155,260.40	29,739.60 -	84
01-100-3480	Verizon Cellular Tower Land Lease	0.00	28,653.00	0.00	23,972.70	4,680.30 -	84
01-100-3500	State-County Seat in Lieu of Taxes	0.00	90,000.00	0.00	97,659.82	7,659.82	109
01-100-3570	Miscellaneous Grant Receipts	0.00	0.00	0.00	253,000.00	253,000.00	0
01-100-3610	Donations	0.00	0.00	0.00	10,500.00	10,500.00	0
01-100-3635	Miscellaneous Revenue	542.33	9,000.00	674.08	15,164.51	6,164.51	168
01-100-3636	Refunds	490.00	0.00	75,590.74	78,633.07	78,633.07	0
01-100-3637	Credit Card Discount	1,050.00	0.00	0.00	3,779.33	3,779.33	0
01-100-3638	Suspense	303.71	0.00	182.80	0.00	0.00	0
01-100-3639	Returned Check Fees	30.00	0.00	0.00	0.00	0.00	0
01-100-3650	Community Reinvestment Funds	0.00	0.00	0.00	370,000.00	370,000.00	0
	<b>100 Total</b>	<b>123,658.28</b>	<b>2,904,951.00</b>	<b>243,449.31</b>	<b>4,111,770.28</b>	<b>1,206,819.28</b>	<b>141</b>
01-200-3110	Restricted Interest/Police	20.80	0.00	7.51	108.80	108.80	0

**TOWN OF GEORGETOWN**  
Statement of Revenue and Expenditures

04/15/2024  
11:51 AM

<u>Revenue Account</u>	<u>Description</u>	<u>Prior Yr Rev</u>	<u>Anticipated</u>	<u>Curr Rev</u>	<u>YTD Rev</u>	<u>Excess/Deficit</u>	<u>% Real</u>
01-200-3355	Police Services	4,490.00	30,000.00	3,400.00	93,262.50	63,262.50	311
01-200-3410	Police Fine Revenue	3,044.26	50,000.00	5,096.47	43,285.96	6,714.04 -	87
01-200-3540	Grant Receipts/Police Pension	0.00	110,000.00	0.00	128,578.52	18,578.52	117
01-200-3570	Miscellaneous Grant Receipts	0.00	0.00	0.00	98,018.78	98,018.78	0
01-200-3600	Misc Grant/Sussex County	0.00	30,000.00	0.00	35,000.00	5,000.00	117
01-200-3610	Donation Receipts	0.00	0.00	0.00	2,708.71	2,708.71	0
01-200-3635	Miscellaneous Revenue	450.00	0.00	3,650.00	99,540.20	99,540.20	0
01-200-3636	Refunds/Police	0.00	0.00	6,107.95	6,107.95	6,107.95	0
01-200-3645	Town Service - Code Enforcer	0.00	0.00	0.00	10,325.00	10,325.00	0
01-200-3650	Junior Police Academy	0.00	0.00	500.00	1,500.00	1,500.00	0
	<b>200 Total</b>	<b>8,005.06</b>	<b>220,000.00</b>	<b>18,761.93</b>	<b>518,436.42</b>	<b>298,436.42</b>	<b>235</b>
01-201-3110	Restricted Interest/SALLE	0.21	0.00	0.53	5.53	5.53	0
01-205-3515	Grant Receipts/CJC	17,942.63	68,000.00	0.00	34,279.06	33,720.94 -	50
01-220-3515	Grant Receipts/Highway Safety	0.00	0.00	802.38	9,634.48	9,634.48	0
01-300-3120	Real Estate Transfer Tax	11,910.00	125,500.00	45,462.90	291,173.76	165,673.76	232
01-300-3355	Town Services	3,170.00	0.00	0.00	16,458.85	16,458.85	0
01-300-3365	Project Inspection	100.00	3,000.00	75,200.00	79,500.00	76,500.00	***
01-300-3535	Grant Receipts/Municipal Stree	81,959.52	163,920.00	0.00	167,365.53	3,445.53	102
01-300-3555	Grant Receipts/Comm Transporta	0.00	0.00	0.00	50,000.00	50,000.00	0
01-300-3635	Miscellaneous Revenue	0.00	0.00	259.00	36,637.09	36,637.09	0
	<b>300 Total</b>	<b>97,139.52</b>	<b>292,420.00</b>	<b>120,921.90</b>	<b>641,135.23</b>	<b>348,715.23</b>	<b>219</b>
01-600-3210	Building Permits	2,282.52	120,000.00	8,379.96	138,587.89	18,587.89	115
01-600-3211	Annexation/ReZone Application	0.00	0.00	0.00	2,400.00	2,400.00	0

**TOWN OF GEORGETOWN**  
Statement of Revenue and Expenditures

04/15/2024  
11:51 AM

<u>Revenue Account</u>	<u>Description</u>	<u>Prior Yr Rev</u>	<u>Anticipated</u>	<u>Curr Rev</u>	<u>YTD Rev</u>	<u>Excess/Deficit</u>	<u>% Real</u>
01-600-3212	Board of Adjustment	0.00	0.00	0.00	1,500.00	1,500.00	0
01-600-3213	Certificate of Occupancy	125.00	1,400.00	250.00	2,175.00	775.00	155
01-600-3215	Business License	23,456.00	210,000.00	12,572.00	221,981.00	11,981.00	106
01-600-3216	Miscellaneous Revenue	0.00	0.00	0.00	80.00	80.00	0
01-600-3220	Application Fee	100.00	0.00	100.00	9,090.00	9,090.00	0
01-600-3350	Planning Commission Fee	500.00	15,000.00	6,100.00	19,900.00	4,900.00	133
	<b>600 Total</b>	<b>26,463.52</b>	<b>346,400.00</b>	<b>27,401.96</b>	<b>395,713.89</b>	<b>49,313.89</b>	<b>114</b>
01-700-3325	Solid Waste Collection Fee	0.00	475,000.00	68.00 -	382,853.00	92,147.00 -	81
01-700-3440	Utility Penalty Revenue-Trash	843.67	7,500.00	594.03	8,985.91	1,485.91	120
	<b>700 Total</b>	<b>843.67</b>	<b>482,500.00</b>	<b>526.03</b>	<b>391,838.91</b>	<b>90,661.09 -</b>	<b>81</b>
01-900-1420	Accounts Receivable-Reimb Wash	11,250.87	0.00	13,380.00	61,099.21	61,099.21	0
	<b>GENERAL FUND Revenue Totals</b>	<b>285,303.76</b>	<b>4,314,271.00</b>	<b>425,244.04</b>	<b>6,163,913.01</b>	<b>1,849,642.01</b>	<b>142</b>

<u>Expenditure Account</u>	<u>Description</u>	<u>Prior Yr Expd</u>	<u>Budgeted</u>	<u>Current Expd</u>	<u>YTD Expended</u>	<u>Unexpended</u>	<u>% Expd</u>
01-000-0000	GENERAL FUND	0.00	0.00	0.00	0.00	0.00	0
01-100-4000	SALARIES & WAGES	0.00	0.00	0.00	0.00	0.00	0
01-100-4100	Salaries	11,485.24	162,244.00	15,003.82	132,668.50	29,575.50	82
01-100-4116	Salaries/Other	0.00	572.00	0.00	2,098.50	1,526.50 -	367
01-100-4120	Salaries/Overtime	75.11	0.00	0.00	0.00	0.00	0
01-100-4130	Payroll Taxes	863.74	12,457.00	1,120.42	9,944.11	2,512.89	80
01-100-4135	Pension Contribution/Town	641.58	9,101.00	838.77	7,421.87	1,679.13	82
01-100-4140	Health Insurance	1,561.39	19,787.00	2,338.33	18,629.24	1,157.76	94
01-100-4145	Worker's Compensation Insuranc	0.00	359.00	0.00	3,708.50	3,349.50 -	***
01-100-4200	OTHER EXPENSE	0.00	0.00	0.00	0.00	0.00	0
01-100-4205	Utilities	1,589.38	16,000.00	1,942.15	12,011.73	3,988.27	75

**TOWN OF GEORGETOWN**  
Statement of Revenue and Expenditures

04/15/2024  
11:51 AM

<u>Expenditure Account</u>	<u>Description</u>	<u>Prior Yr Expd</u>	<u>Budgeted</u>	<u>Current Expd</u>	<u>YTD Expended</u>	<u>Unexpended</u>	<u>% Expd</u>
01-100-4210	Gasoline Fuel Oil	0.00	1,000.00	129.98	795.51	204.49	80
01-100-4220	Telephone	271.83	2,500.00	2,514.79	6,397.49	3,897.49 -	256
01-100-4230	Service Charges Bank Fees et	583.77	0.00	522.68	5,390.28	5,390.28 -	0
01-100-4240	Office Expenses misc	1,491.47	20,000.00	3,521.13	12,250.50	7,749.50	61
01-100-4250	Professional Expenses	300.50	28,000.00	1,191.88	25,791.42	2,208.58	92
01-100-4260	Professional/Contracted Servic	5,572.64	120,000.00	11,617.47	98,579.07	21,420.93	82
01-100-4270	General Liability Insurance	0.00	12,137.00	0.00	8,692.14	3,444.86	72
01-100-4280	Maintenance & Supplies/buildin	191.00	10,000.00	0.00	3,304.00	6,696.00	33
01-100-4281	Maintenance & Supplies/vehicle	0.00	0.00	20.00	20.00	20.00 -	0
01-100-4282	Maintenance & Supplies/equipme	0.00	0.00	0.00	4,316.35	4,316.35 -	0
01-100-4300	Special Events	0.00	0.00	0.00	11,500.00	11,500.00 -	0
01-100-4320	Donations	14,500.00	15,000.00	0.00	16,250.00	1,250.00 -	108
01-100-4530	Interest Expense	4,184.33	48,512.00	4,077.37	40,642.28	7,869.72	84
01-100-4531	Principal Payment- Debt Service USDA	3,689.67	45,976.00	3,796.63	38,097.72	7,878.28	83
01-100-4700	Capital Expenditures	0.00	0.00	0.00	12,700.00	12,700.00 -	0
01-100-4900	Lease Expense - General	396.68	4,760.00	396.68	3,966.80	793.20	83
	<b>100 Total</b>	<b>47,398.33</b>	<b>528,405.00</b>	<b>49,032.10</b>	<b>475,176.01</b>	<b>53,228.99</b>	<b>90</b>
01-101-4000	SALARIES & WAGES	0.00	0.00	0.00	0.00	0.00	0
01-101-4100	Salaries/Mayor & Council	0.00	3,000.00	0.00	2,750.00	250.00	92
01-101-4130	Payroll Taxes	0.00	230.00	0.00	210.38	19.62	91
01-101-4200	OTHER EXPENSE	0.00	0.00	0.00	0.00	0.00	0
01-101-4250	Professional Expenses	0.00	4,900.00	0.00	1,449.05	3,450.95	30
01-101-4325	Meetings & Conferences	183.00	3,500.00	123.96	4,814.42	1,314.42 -	138
	<b>101 Total</b>	<b>183.00</b>	<b>11,630.00</b>	<b>123.96</b>	<b>9,223.85</b>	<b>2,406.15</b>	<b>79</b>
01-200-4000	SALARIES & WAGES	0.00	0.00	0.00	0.00	0.00	0
01-200-4100	Salaries	100,279.53	1,818,397.00	189,325.36	1,382,085.61	436,311.39	76

**TOWN OF GEORGETOWN**  
Statement of Revenue and Expenditures

<u>Expenditure Account</u>	<u>Description</u>	<u>Prior Yr Expd</u>	<u>Budgeted</u>	<u>Current Expd</u>	<u>YTD Expended</u>	<u>Unexpended</u>	<u>% Expd</u>
01-200-4116	Salaries/Other	0.00	6,423.00	3,000.00	13,914.74	7,491.74 -	217
01-200-4120	Salaries/Overtime	11,651.25	80,000.00	7,519.74	108,860.69	28,860.69 -	136
01-200-4124	Salaries/Overtime/Contract	0.00	0.00	1,920.00	62,885.55	62,885.55 -	0
01-200-4125	Salaries/Overtime/Court	1,162.76	22,500.00	1,536.94	10,107.32	12,392.68	45
01-200-4130	Payroll Taxes	8,450.68	147,440.00	13,010.24	116,440.18	30,999.82	79
01-200-4134	Pension Contribution/Grant	9,880.87	0.00	18,117.25	148,937.27	148,937.27 -	0
01-200-4135	Pension Contribution/Town	574.64	221,137.00	776.75	5,863.94	215,273.06	3
01-200-4140	Health Insurance	21,247.41	338,868.00	27,388.06	220,576.01	118,291.99	65
01-200-4145	Worker's Compensation Insuranc	0.00	49,417.00	0.00	50,949.34	1,532.34 -	103
01-200-4200	OTHER EXPENSE	0.00	0.00	0.00	0.00	0.00	0
01-200-4205	Utilities	1,134.31	9,500.00	834.77	6,518.11	2,981.89	69
01-200-4210	Gasoline Fuel Oil	1,578.49	50,000.00	4,387.15	43,494.51	6,505.49	87
01-200-4220	Telephone	1,111.22	20,000.00	4,706.23	13,185.41	6,814.59	66
01-200-4240	Office Expenses misc	28,987.44 -	60,000.00	7,808.35	47,527.29	12,472.71	79
01-200-4250	Professional Expenses	99.99	25,000.00	2,145.00	32,430.09	7,430.09 -	130
01-200-4260	Professional/Contracted Servic	10,263.53	75,000.00	21,306.79	179,498.60	104,498.60 -	239
01-200-4270	General Liability Insurance	0.00	91,515.00	0.00	99,693.61	8,178.61 -	109
01-200-4280	Maintenance & Supplies/buildin	38,889.94 -	20,000.00	3,584.04	14,038.00	5,962.00	70
01-200-4281	Maintenance & Supplies/vehicle	7,700.25	30,000.00	19,892.90	42,363.76	12,363.76 -	141
01-200-4282	Maintenance & Supplies/equipme	0.00	5,000.00	0.00	0.00	5,000.00	0
01-200-4320	Donations	2,670.00	0.00	2,796.42	2,796.42	2,796.42 -	0
01-200-4700	Capital Expenditures	69,215.43	153,000.00	0.00	64,090.00	88,910.00	42
01-200-4900	Lease Expense - PD	6,218.97	53,890.00	11,231.68	94,287.18	40,397.18 -	175
	<b>200 Total</b>	<b>185,361.95</b>	<b>3,277,087.00</b>	<b>341,287.67</b>	<b>2,760,543.63</b>	<b>516,543.37</b>	<b>84</b>
01-205-4000	SALARIES & WAGES/VICTIM'S ADVOCATE	0.00	0.00	0.00	0.00	0.00	0
01-205-4100	Salaries/VA	3,565.26	55,492.00	4,996.20	43,582.56	11,909.44	79
01-205-4116	Salaries/Other/VA	0.00	280.00	0.00	0.00	280.00	0

**TOWN OF GEORGETOWN**  
Statement of Revenue and Expenditures

04/15/2024  
11:51 AM

<u>Expenditure Account</u>	<u>Description</u>	<u>Prior Yr Expd</u>	<u>Budgeted</u>	<u>Current Expd</u>	<u>YTD Expended</u>	<u>Unexpended</u>	<u>% Expd</u>
01-205-4130	Payroll Taxes/VA	291.15	4,265.00	371.76	3,539.58	725.42	83
01-205-4135	Pension Contribution/Town/VA	216.64	3,118.00	285.01	2,642.21	475.79	85
01-205-4140	Health Insurance/VA	1,643.92	18,168.00	4,708.26	17,041.94	1,126.06	94
01-205-4145	Worker's Comp/VA	0.00	59.00	0.00	0.00	59.00	0
01-205-4200	OTHER EXPENSE/VICTIM'S ADVOCATE	0.00	0.00	0.00	0.00	0.00	0
01-205-4325	Meetings & Conferences/VA	0.00	0.00	0.00	2,135.20	2,135.20 -	0
	<b>205 Total</b>	<b>5,716.97</b>	<b>81,382.00</b>	<b>10,361.23</b>	<b>68,941.49</b>	<b>12,440.51</b>	<b>85</b>
01-206-4000	SALARIES & WAGES/ DV&SA INVESTIGATOR	0.00	0.00	0.00	0.00	0.00	0
01-224-4120	Salaries/Overtime/DUI	0.00	0.00	347.40	4,649.94	4,649.94 -	0
01-300-4000	SALARIES & WAGES	0.00	0.00	0.00	0.00	0.00	0
01-300-4100	Salaries	17,368.39	247,023.00	24,531.47	205,321.08	41,701.92	83
01-300-4116	Salaries/Other	0.00	1,113.00	0.00	1,399.00	286.00 -	126
01-300-4120	Salaries/Overtime	41.13	5,250.00	33.52	2,306.75	2,943.25	44
01-300-4130	Payroll Taxes	1,403.12	19,384.00	1,921.33	16,730.62	2,653.38	86
01-300-4135	Pension Contribution/Town	1,054.48	14,164.00	1,448.18	12,571.77	1,592.23	89
01-300-4140	Health Insurance	6,917.14	64,912.00	9,424.43	67,191.99	2,279.99 -	104
01-300-4145	Worker's Compensation Insuranc	0.00	6,313.00	0.00	6,493.39	180.39 -	103
01-300-4200	OTHER EXPENSE	0.00	0.00	0.00	0.00	0.00	0
01-300-4205	Utilities	12,935.02	165,000.00	15,076.66	127,685.98	37,314.02	77
01-300-4210	Gasoline Fuel Oil	0.00	20,000.00	709.33	7,194.77	12,805.23	36
01-300-4215	Chemicals	0.00	10,000.00	0.00	5,355.00	4,645.00	54
01-300-4220	Telephone	178.43	5,000.00	586.32	3,365.90	1,634.10	67
01-300-4240	Office Expenses misc	1,048.49	10,000.00	2,016.81	6,108.41	3,891.59	61
01-300-4250	Professional Expenses	252.75	5,000.00	638.28	7,953.62	2,953.62 -	159
01-300-4260	Professional/Contracted Servic	2,948.04	45,000.00	6,959.61	64,271.17	19,271.17 -	143
01-300-4270	General Liability Insurance	0.00	25,973.00	0.00	26,470.90	497.90 -	102



**TOWN OF GEORGETOWN**  
Statement of Revenue and Expenditures

04/15/2024  
11:51 AM

<u>Expenditure Account</u>	<u>Description</u>	<u>Prior Yr Expd</u>	<u>Budgeted</u>	<u>Current Expd</u>	<u>YTD Expended</u>	<u>Unexpended</u>	<u>% Expd</u>
01-300-4280	Maintenance & Supplies/buildin	10,155.85 -	12,500.00	4,361.64	17,798.67	5,298.67 -	142
01-300-4281	Maintenance & Supplies/vehicle	0.00	15,000.00	2,129.16	3,936.96	11,063.04	26
01-300-4282	Maintenance & Supplies/equipme	2,562.29 -	20,000.00	2,446.40	69,642.35	49,642.35 -	348
01-300-4283	Maintenance & Supplies/streets	34,161.56 -	30,000.00	3,375.37	39,182.08	9,182.08 -	131
01-300-4290	Maintenance & Supplies/Stage	1,169.06	1,000.00	0.00	0.00	1,000.00	0
01-300-4300	Special Events	0.00	1,000.00	0.00	0.00	1,000.00	0
01-300-4700	Capital Expenditures	49,678.34	47,000.00	0.00	314,825.96	267,825.96 -	670
01-300-4900	Lease Expense - Streets	784.45	9,413.00	1,703.40	7,731.00	1,682.00	82
	<b>300 Total</b>	<b>48,899.14</b>	<b>780,045.00</b>	<b>77,361.91</b>	<b>1,013,537.37</b>	<b>233,492.37 -</b>	<b>130</b>
01-600-4000	SALARIES & WAGES	0.00	0.00	0.00	0.00	0.00	0
01-600-4100	Salaries	6,407.20	90,088.00	8,448.31	73,521.87	16,566.13	82
01-600-4116	Salaries/Other	0.00	356.00	0.00	839.40	483.40 -	236
01-600-4120	Salaries/Overtime	0.00	250.00	0.00	0.00	250.00	0
01-600-4130	Payroll Taxes	474.63	6,938.00	627.35	5,492.71	1,445.29	79
01-600-4135	Pension Contribution/Town	353.46	5,070.00	472.21	4,120.04	949.96	81
01-600-4140	Health Insurance	1,639.81	12,599.00	2,401.03	17,870.75	5,271.75 -	142
01-600-4145	Worker's Compensation Insuranc	0.00	641.00	0.00	2,047.47	1,406.47 -	319
01-600-4200	OTHER EXPENSE	0.00	0.00	0.00	0.00	0.00	0
01-600-4220	Telephone	68.45	5,000.00	75.50	4,140.43	859.57	83
01-600-4240	Office Expenses misc	600.66	9,000.00	3,581.53	6,898.49	2,101.51	77
01-600-4250	Professional Expenses	99.99	89,000.00	680.86	5,011.06	83,988.94	6
01-600-4260	Professional/Contracted Servic	3,740.80	65,000.00	5,417.26	44,397.84	20,602.16	68
01-600-4270	General Liability Insurance	0.00	4,063.00	0.00	4,144.02	81.02 -	102
01-600-4700	Capital Expenditures	0.00	0.00	0.00	32,750.00	32,750.00 -	0
	<b>600 Total</b>	<b>13,385.00</b>	<b>288,005.00</b>	<b>21,704.05</b>	<b>201,234.08</b>	<b>86,770.92</b>	<b>70</b>
01-700-4520	Solid Waste Collection Fee	39,755.34	475,000.00	41,148.88	408,322.84	66,677.16	86

**TOWN OF GEORGETOWN**  
Statement of Revenue and Expenditures

<u>Expenditure Account</u>	<u>Description</u>	<u>Prior Yr Expd</u>	<u>Budgeted</u>	<u>Current Expd</u>	<u>YTD Expended</u>	<u>Unexpended</u>	<u>% Expd</u>
<b>GENERAL FUND Expenditure Totals</b>		<b>340,699.73</b>	<b>5,441,554.00</b>	<b>541,367.20</b>	<b>4,941,629.21</b>	<b>499,924.79</b>	<b>91</b>

<b>01 GENERAL FUND</b>	<u>Prior</u>	<u>Current</u>	<u>YTD</u>
<b>Revenues:</b>	<b>285,303.76</b>	<b>425,244.04</b>	<b>6,163,913.01</b>
<b>Expenditures:</b>	<b>340,699.73</b>	<b>541,367.20</b>	<b>4,941,629.21</b>
<b>Net Income:</b>	<b>55,395.97 -</b>	<b>116,123.16 -</b>	<b>1,222,283.80</b>

**TOWN OF GEORGETOWN**  
Statement of Revenue and Expenditures

04/15/2024  
11:51 AM

<u>Revenue Account</u>	<u>Description</u>	<u>Prior Yr Rev</u>	<u>Anticipated</u>	<u>Curr Rev</u>	<u>YTD Rev</u>	<u>Excess/Deficit</u>	<u>% Real</u>
02-400-3110	Restricted Interest	216.56	0.00	0.00	0.00	0.00	0
02-400-3175	Investment Income/Loss	0.00	0.00	285.94	2,925.01	2,925.01	0
02-400-3216	Miscellaneous Water Revenue	0.00	0.00	500.00	2,600.00	2,600.00	0
02-400-3320	Reconnect Fee	0.00	0.00	0.00	3,500.00	3,500.00	0
02-400-3330	Utility Impact Fee	1,599.00	0.00	3,198.00	151,410.00	151,410.00	0
02-400-3365	Utility Service Charge Revenue	35.00 -	1,425,000.00	266.44 -	1,080,443.80	344,556.20 -	76
02-400-3440	Utility Penalty Revenue-Water	1,139.89	13,500.00	1,198.59	19,884.38	6,384.38	147
02-400-3515	Misc. Grant Receipts	0.00	0.00	0.00	500,000.00	500,000.00	0
02-400-3639	Returned Check Fee	0.00	0.00	0.00	60.00	60.00	0
	<b>400 Total</b>	<b>2,920.45</b>	<b>1,438,500.00</b>	<b>4,916.09</b>	<b>1,760,823.19</b>	<b>322,323.19</b>	<b>122</b>

<b>WATER FUND Revenue Totals</b>	<b>2,920.45</b>	<b>1,438,500.00</b>	<b>4,916.09</b>	<b>1,760,823.19</b>	<b>322,323.19</b>	<b>122</b>
----------------------------------	-----------------	---------------------	-----------------	---------------------	-------------------	------------

<u>Expenditure Account</u>	<u>Description</u>	<u>Prior Yr Expd</u>	<u>Budgeted</u>	<u>Current Expd</u>	<u>YTD Expended</u>	<u>Unexpended</u>	<u>% Expd</u>
02-000-0000	WATER FUND	0.00	0.00	0.00	0.00	0.00	0
02-400-4000	SALARIES & WAGES	0.00	0.00	0.00	0.00	0.00	0
02-400-4100	Salaries	33,939.21	481,030.00	45,128.69	392,505.91	88,524.09	82
02-400-4116	Salaries/Other	0.00	1,806.00	0.00	559.60	1,246.40	31
02-400-4120	Salaries/Overtime	404.69	6,500.00	11.17	6,071.21	428.79	93
02-400-4130	Payroll Taxes	2,440.85	37,434.00	3,139.01	28,420.51	9,013.49	76
02-400-4135	Pension Contribution/Town	1,818.92	27,354.00	2,355.42	21,261.84	6,092.16	78
02-400-4140	Health Insurance	6,026.12	93,519.00	8,070.66	60,571.21	32,947.79	65
02-400-4145	Worker's Compensation Insuranc	0.00	7,045.00	0.00	11,911.40	4,866.40 -	169
02-400-4200	OTHER EXPENSE	0.00	0.00	0.00	0.00	0.00	0
02-400-4205	Utilities	6,310.04	60,000.00	7,017.67	45,524.23	14,475.77	76
02-400-4210	Gasoline Fuel Oil	0.00	4,000.00	200.45	2,090.08	1,909.92	52
02-400-4215	Chemicals	9,228.76	75,000.00	27,544.66	66,829.40	8,170.60	89
02-400-4220	Telephone	287.88	5,000.00	642.55	4,437.76	562.24	89

**TOWN OF GEORGETOWN**  
Statement of Revenue and Expenditures

<u>Expenditure Account</u>	<u>Description</u>	<u>Prior Yr Expd</u>	<u>Budgeted</u>	<u>Current Expd</u>	<u>YTD Expended</u>	<u>Unexpended</u>	<u>% Expd</u>
02-400-4240	Office Expenses misc	1,054.79	8,000.00	2,411.21	7,635.48	364.52	95
02-400-4250	Professional Expenses	1,356.78	12,000.00	1,354.77	9,335.92	2,664.08	78
02-400-4260	Professional/Contracted Servic	3,702.38	70,000.00	2,520.05	67,521.09	2,478.91	96
02-400-4270	General Liability Insurance	0.00	19,090.00	0.00	18,628.77	461.23	98
02-400-4280	Maintenance & Supplies/buildin	192.17	20,000.00	542.72	11,643.52	8,356.48	58
02-400-4281	Maintenance & Supplies/vehicle	0.00	6,000.00	1,271.54	1,746.57	4,253.43	29
02-400-4282	Maintenance & Supplies/equipme	404.35	14,000.00	3,914.60	11,463.56	2,536.44	82
02-400-4283	Maintenance & Supplies/streets	2,740.80	10,000.00	554.80	554.80	9,445.20	6
02-400-4284	Maintenance & Supplies/water	67.42	20,000.00	12,310.58	30,791.52	10,791.52 -	154
02-400-4530	Interest Expense	0.00	14,143.00	0.00	7,126.44	7,016.56	50
02-400-4700	Capital Expenditures	680.00	0.00	0.00	1,053,632.50	1,053,632.50 -	0
<b>400 Total</b>		<b>70,655.16</b>	<b>991,921.00</b>	<b>118,990.55</b>	<b>1,860,263.32</b>	<b>868,342.32 -</b>	<b>188</b>
<b>WATER FUND Expenditure Totals</b>		<b>70,655.16</b>	<b>991,921.00</b>	<b>118,990.55</b>	<b>1,860,263.32</b>	<b>868,342.32 -</b>	<b>188</b>

<b>02 WATER FUND</b>	<u>Prior</u>	<u>Current</u>	<u>YTD</u>
<b>Revenues:</b>	<b>2,920.45</b>	<b>4,916.09</b>	<b>1,760,823.19</b>
<b>Expenditures:</b>	<b>70,655.16</b>	<b>118,990.55</b>	<b>1,860,263.32</b>
<b>Net Income:</b>	<b>67,734.71 -</b>	<b>114,074.46 -</b>	<b>99,440.13 -</b>

**TOWN OF GEORGETOWN**  
Statement of Revenue and Expenditures

04/15/2024  
11:51 AM

<u>Revenue Account</u>	<u>Description</u>	<u>Prior Yr Rev</u>	<u>Anticipated</u>	<u>Curr Rev</u>	<u>YTD Rev</u>	<u>Excess/Deficit</u>	<u>% Real</u>
03-500-3110	Restricted Interest	289.16	0.00	0.00	590.54	590.54	0
03-500-3175	Investment Income/Loss	0.00	0.00	865.69	8,680.70	8,680.70	0
03-500-3330	Utility Impact Fee/Sewer	7,400.00	0.00	14,800.00	318,200.00	318,200.00	0
03-500-3365	Utility Service Charge Revenue	4,544.19	2,075,000.00	3,925.98	1,650,047.45	424,952.55 -	80
03-500-3375	Sewer Debt Reduction Fee	0.00	20,000.00	0.00	15,333.75	4,666.25 -	77
03-500-3440	Utility Penalty Revenue-Sewer	1,693.12	19,000.00	2,052.39	23,609.51	4,609.51	124
03-500-3630	State Service Cntr R&M Income	0.00	15,000.00	0.00	25,246.00	10,246.00	168
03-500-3635	Miscellaneous Revenue	0.00	8,500.00	0.00	4,087.55	4,412.45 -	48
	<b>500 Total</b>	<b>13,926.47</b>	<b>2,137,500.00</b>	<b>21,644.06</b>	<b>2,045,795.50</b>	<b>91,704.50 -</b>	<b>95</b>
	<b>SEWER FUND Revenue Totals</b>	<b>13,926.47</b>	<b>2,137,500.00</b>	<b>21,644.06</b>	<b>2,045,795.50</b>	<b>91,704.50 -</b>	<b>95</b>

<u>Expenditure Account</u>	<u>Description</u>	<u>Prior Yr Expd</u>	<u>Budgeted</u>	<u>Current Expd</u>	<u>YTD Expended</u>	<u>Unexpended</u>	<u>% Expd</u>
03-000-0000	SEWER FUND	0.00	0.00	0.00	0.00	0.00	0
03-500-4000	SALARIES & WAGES	0.00	0.00	0.00	0.00	0.00	0
03-500-4100	Salaries	38,975.62	565,168.00	52,252.64	438,248.49	126,919.51	78
03-500-4110	Salaries/State Pumping Station	1,040.93	0.00	1,008.02	8,669.98	8,669.98 -	0
03-500-4116	Salaries/Other	0.00	2,150.00	0.00	1,119.20	1,030.80	52
03-500-4120	Salaries/Overtime	720.94	5,600.00	0.00	10,157.78	4,557.78 -	181
03-500-4127	Salaries/Overtime/State Pumpin	0.00	0.00	0.00	348.02	348.02 -	0
03-500-4130	Payroll Taxes	3,014.48	43,828.00	4,072.18	34,322.76	9,505.24	78
03-500-4135	Pension Contribution/Town	2,262.00	32,026.00	3,070.16	25,495.25	6,530.75	80
03-500-4140	Health Insurance	12,009.06	147,002.00	14,388.36	102,604.48	44,397.52	70
03-500-4145	Worker's Compensation Insuranc	0.00	9,128.00	0.00	14,647.90	5,519.90 -	160
03-500-4200	OTHER EXPENSE	0.00	0.00	0.00	0.00	0.00	0
03-500-4205	Utilities	18,715.04	165,000.00	20,201.47	152,732.44	12,267.56	93
03-500-4207	Utilities - St Pump	38.01	500.00	39.88	317.28	182.72	63
03-500-4210	Gasoline Fuel Oil	0.00	6,000.00	1,947.57	5,798.03	201.97	97

**TOWN OF GEORGETOWN**  
Statement of Revenue and Expenditures

<u>Expenditure Account</u>	<u>Description</u>	<u>Prior Yr Expd</u>	<u>Budgeted</u>	<u>Current Expd</u>	<u>YTD Expended</u>	<u>Unexpended</u>	<u>% Expd</u>
03-500-4215	Chemicals	5,652.24	70,000.00	20,969.70	53,580.81	16,419.19	77
03-500-4220	Telephone	28.76	5,000.00	543.48	6,372.58	1,372.58 -	127
03-500-4240	Office Expenses misc	1,147.19	25,000.00	4,576.93	16,823.69	8,176.31	67
03-500-4250	Professional Expenses	99.99	5,000.00	926.08	7,128.96	2,128.96 -	143
03-500-4260	Professional/Contracted Servic	12,822.28	400,000.00	10,517.54	379,507.58	20,492.42	95
03-500-4270	General Liability Insurance	0.00	33,732.00	0.00	33,725.56	6.44	100
03-500-4280	Maintenance & Supplies/buildin	209.08	6,000.00	0.00	5,485.75	514.25	91
03-500-4281	Maintenance & Supplies/vehicle	60.00	4,000.00	61.63	1,872.80	2,127.20	47
03-500-4282	Maintenance & Supplies/equipme	227.77	14,000.00	929.14	14,313.75	313.75 -	102
03-500-4283	Maintenance & Supplies/streets	0.00	1,000.00	273.52	273.52	726.48	27
03-500-4284	Maintenance & Supplies/sewer	67.41	2,000.00	166.06	2,930.65	930.65 -	147
03-500-4285	Maint&Supplies/pump sta	1,375.20	55,000.00	13,326.96	37,449.10	17,550.90	68
03-500-4530	Interest Expense	0.00	105,240.00	0.00	105,240.44	0.44 -	100
03-500-4700	Capital Expenditures	0.00	30,000.00	0.00	260,596.00	230,596.00 -	869
03-500-4900	Lease Expense - Sewer	499.75	5,997.00	466.75	4,667.50	1,329.50	78
	<b>500 Total</b>	<b>98,965.75</b>	<b>1,738,371.00</b>	<b>149,738.07</b>	<b>1,724,430.30</b>	<b>13,940.70</b>	<b>99</b>
	<b>SEWER FUND Expenditure Totals</b>	<b>98,965.75</b>	<b>1,738,371.00</b>	<b>149,738.07</b>	<b>1,724,430.30</b>	<b>13,940.70</b>	<b>99</b>

<b>03 SEWER FUND</b>	<u>Prior</u>	<u>Current</u>	<u>YTD</u>
<b>Revenues:</b>	<b>13,926.47</b>	<b>21,644.06</b>	<b>2,045,795.50</b>
<b>Expenditures:</b>	<b>98,965.75</b>	<b>149,738.07</b>	<b>1,724,430.30</b>
<b>Net Income:</b>	<b>85,039.28 -</b>	<b>128,094.01 -</b>	<b>321,365.20</b>

**TOWN OF GEORGETOWN**  
Statement of Revenue and Expenditures

<u>Revenue Account</u>	<u>Description</u>	<u>Prior Yr Rev</u>	<u>Anticipated</u>	<u>Curr Rev</u>	<u>YTD Rev</u>	<u>Excess/Deficit</u>	<u>% Real</u>
05-600-3300	Emergency Service Fund Buildin	473.76	0.00	1,109.94	36,162.96	36,162.96	0
<b>EMERGENCY SERVICE FUND Revenue Totals</b>		<b>473.76</b>	<b>0.00</b>	<b>1,109.94</b>	<b>36,162.96</b>	<b>36,162.96</b>	<b>0</b>

<u>Expenditure Account</u>	<u>Description</u>	<u>Prior Yr Expd</u>	<u>Budgeted</u>	<u>Current Expd</u>	<u>YTD Expended</u>	<u>Unexpended</u>	<u>% Expd</u>
05-000-0000	EMERGENCY SERVICE FUND	0.00	0.00	0.00	0.00	0.00	0
05-100-4585	Disbursements/EMS	0.00	0.00	0.00	55,574.40	55,574.40 -	0
05-100-4590	Disbursements/Fire	0.00	0.00	0.00	55,574.40	55,574.40 -	0
<b>100 Total</b>		<b>0.00</b>	<b>0.00</b>	<b>0.00</b>	<b>111,148.80</b>	<b>111,148.80 -</b>	<b>0</b>

<b>EMERGENCY SERVICE FUND Expenditure To</b>		<b>0.00</b>	<b>0.00</b>	<b>0.00</b>	<b>111,148.80</b>	<b>111,148.80 -</b>	<b>0</b>
--	--	-------------	-------------	-------------	-------------------	---------------------	----------

<b>05 EMERGENCY SERVICE FUND</b>	<u>Prior</u>	<u>Current</u>	<u>YTD</u>
<b>Revenues:</b>	<b>473.76</b>	<b>1,109.94</b>	<b>36,162.96</b>
<b>Expenditures:</b>	<b>0.00</b>	<b>0.00</b>	<b>111,148.80</b>
<b>Net Income:</b>	<b>473.76</b>	<b>1,109.94</b>	<b>74,985.84 -</b>

**TOWN OF GEORGETOWN**  
Statement of Revenue and Expenditures

<u>Revenue Account</u>	<u>Description</u>	<u>Prior Yr Rev</u>	<u>Anticipated</u>	<u>Curr Rev</u>	<u>YTD Rev</u>	<u>Excess/Deficit</u>	<u>% Real</u>
06-600-3300	G.R.E.A.T. FUND	473.76	0.00	1,109.94	36,162.96	36,162.96	0
<b>Fund 06 Revenue Totals</b>		<b>473.76</b>	<b>0.00</b>	<b>1,109.94</b>	<b>36,162.96</b>	<b>36,162.96</b>	<b>0</b>

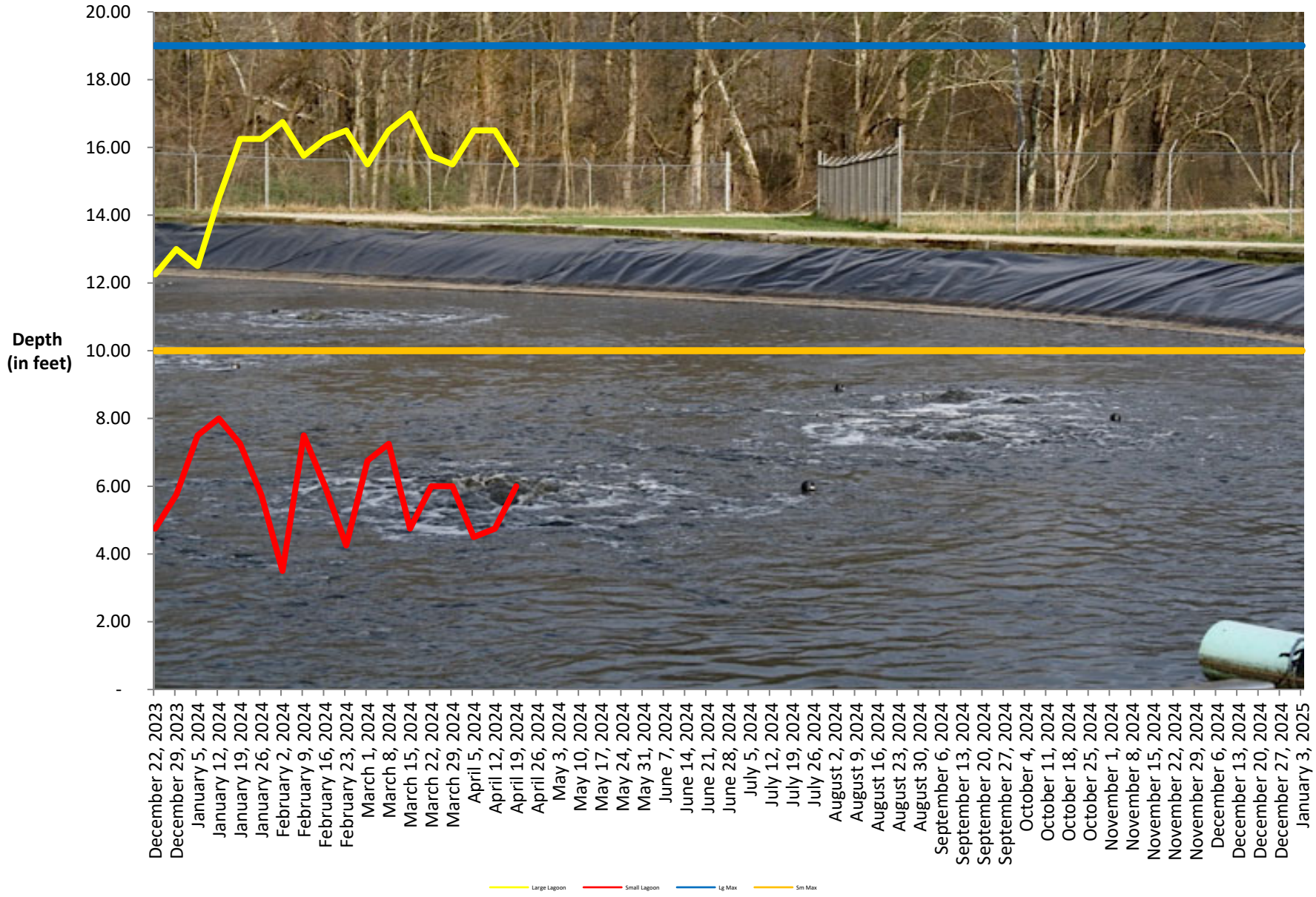
<u>Expenditure Account</u>	<u>Description</u>	<u>Prior Yr Expd</u>	<u>Budgeted</u>	<u>Current Expd</u>	<u>YTD Expended</u>	<u>Unexpended</u>	<u>% Expd</u>
06-100-4585	G.R.E.A.T. FUND DISBURSMENT	0.00	0.00	0.00	136,149.00	136,149.00 -	0
<b>Fund 06 Expenditure Totals</b>		<b>0.00</b>	<b>0.00</b>	<b>0.00</b>	<b>136,149.00</b>	<b>136,149.00 -</b>	<b>0</b>

<b>06 Fund</b>	<u>Prior</u>	<u>Current</u>	<u>YTD</u>
<b>Revenues:</b>	<b>473.76</b>	<b>1,109.94</b>	<b>36,162.96</b>
<b>Expenditures:</b>	<b>0.00</b>	<b>0.00</b>	<b>136,149.00</b>
<b>Net Income:</b>	<b>473.76</b>	<b>1,109.94</b>	<b>99,986.04 -</b>

<b>Grand Totals</b>	<u>Prior</u>	<u>Current</u>	<u>YTD</u>
<b>Revenues:</b>	<b>303,098.20</b>	<b>454,024.07</b>	<b>10,042,857.62</b>
<b>Expenditures:</b>	<b>510,320.64</b>	<b>810,095.82</b>	<b>8,773,620.63</b>
<b>Net Income:</b>	<b>207,222.44 -</b>	<b>356,071.75 -</b>	<b>1,269,236.99</b>

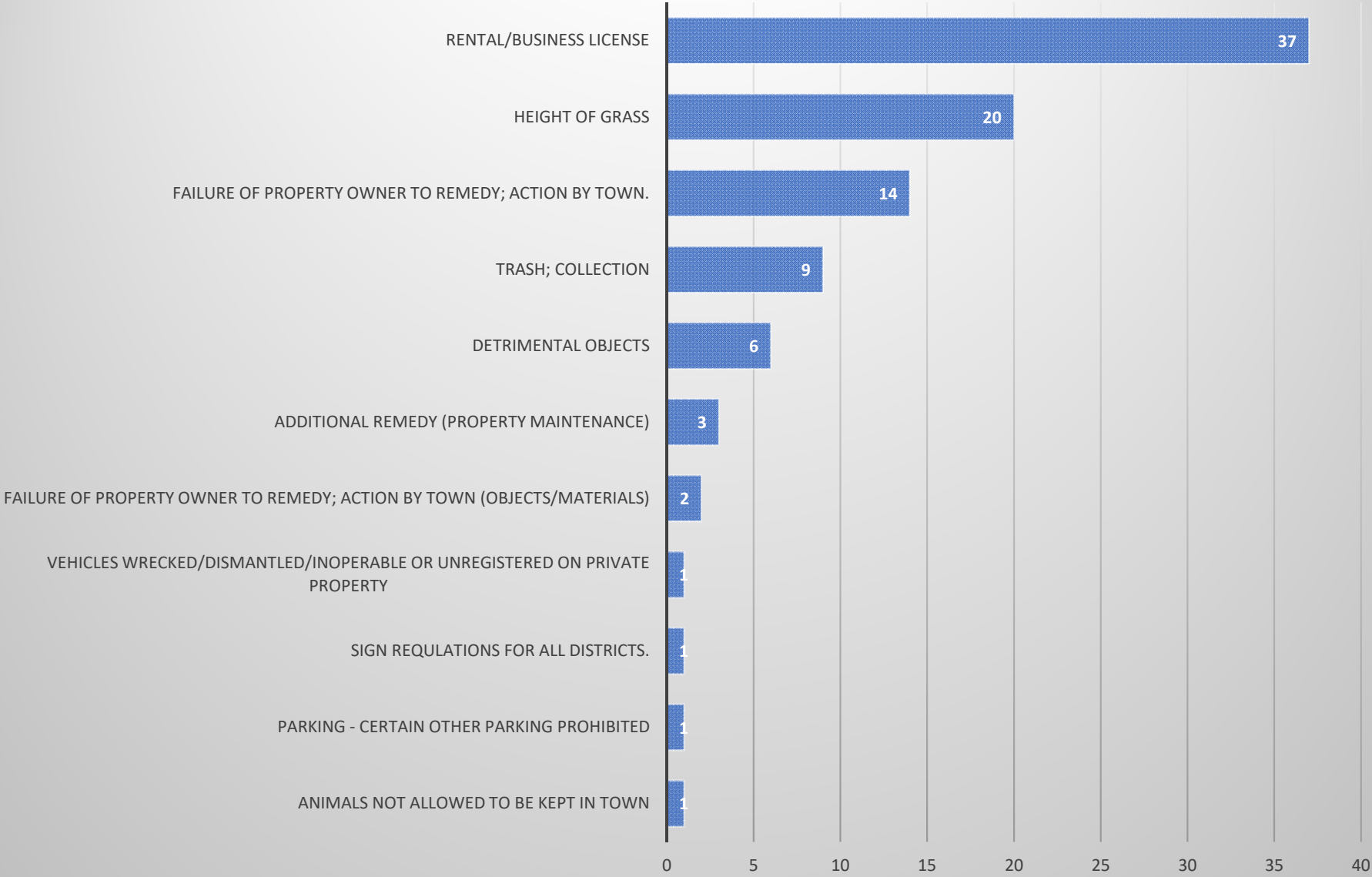


# WWTF Lagoon Depths



# Code Violations

## April 12, 2024 to April 18, 2024



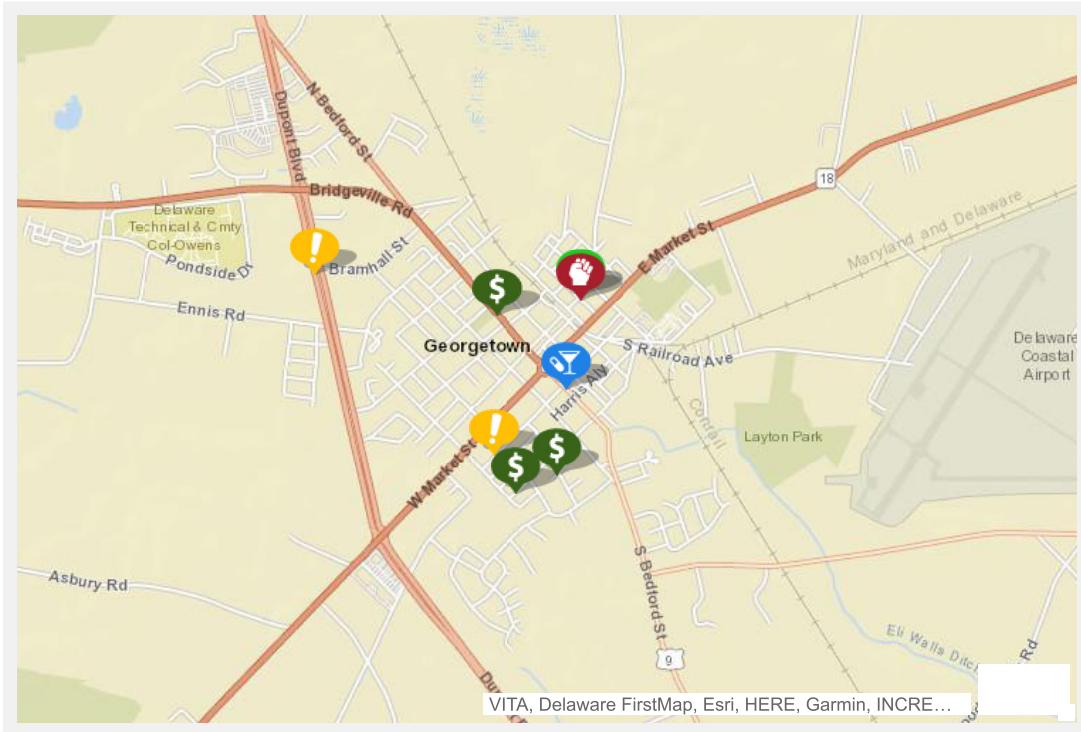
 Print

# CrimeMapping.com Map

Friday, April 12, 2024 through Thursday, April 18, 2024

Showing crime types: Arson, Assault, Burglary, Disturbing the Peace, Drugs / Alcohol Violations, DUI, Fraud, Homicide, Motor Vehicle Theft, Robbery, Sex Crimes, Theft / Larceny, Vandalism, Vehicle Break-In / Theft, Weapons

Show crime report  Show crime chart



Grab the bottom/right borders to resize the map or the handle in the bottom right corner.

All representations on this map are distributed and transmitted "AS IS" without warranties of any kind, either express or implied including without limitation, warranties of title or implied warranties of merchantability or fitness for a particular purpose. In no event shall CrimeMapping.COM become liable to users of these data for any loss or damages, consequential or otherwise, including but not limited to time, money, goodwill, arising from the use, operation or modification of the data. The visual presentation of data is being provided strictly as a courtesy, not as an obligation to its users.

## Crime Report

Type	Description	Incident #	Location	Agency	Date
	DISORDERLY CONDUCT/LIQUOR INVOLVEMENT	8124002506	100 BLOCK SE BEDFORD ST	Georgetown Police	4/17/2024 6:40 PM
	DISORDERLY CONDUCT/UNRELATED TO LIQUOR	8124002498	100 BLOCK NE PINE ST	Georgetown Police	4/17/2024 2:19 PM
	LARCENY/FROM ALL OTHER YARDS	8124002412	200 BLOCK NE GRAMMAR AVE	Georgetown Police	4/14/2024 3:18 PM
	LARCENY/FROM ALL OTHER YARDS	8124002403	000 BLOCK SW ROWLAND WAY	Georgetown Police	4/13/2024 11:11 PM
	OFFENSIVE TOUCHING/OTHER ASSAULTS/NON-AGGRAVATED	8124002401	000 BLOCK SE KIMMEY ST	Georgetown Police	4/13/2024 9:26 PM
	IMPERSONATION	8124002396	LAUREL NE ST & KIMMEY ST	Georgetown Police	4/13/2024 7:11 PM
	DISORDERLY CONDUCT/UNRELATED TO LIQUOR	8124002393	20700 BLOCK S DUPONT BLVD	Georgetown Police	4/13/2024 4:23 PM
	LARCENY/FROM ALL OTHER YARDS	8124002368	200 BLOCK NW N. BEDFORD ST	Georgetown Police	4/12/2024 9:08 PM

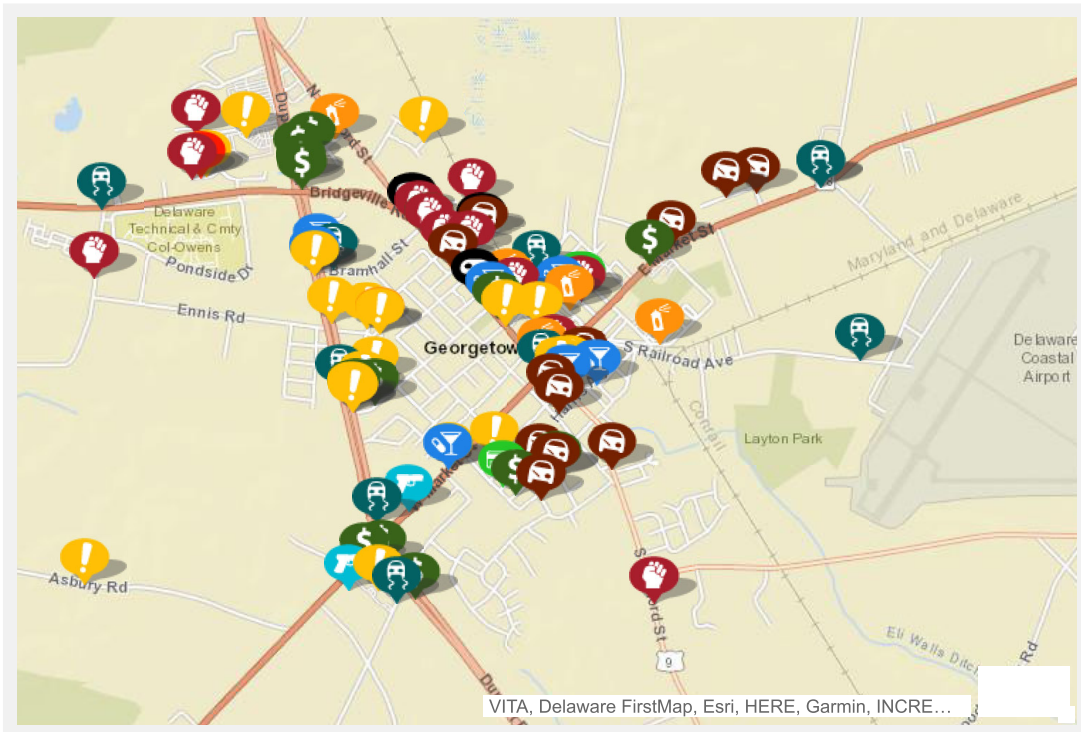
 [Print](#)

## CrimeMapping.com Map

Monday, January 1, 2024 through Thursday, April 18, 2024

Showing crime types: Arson, Assault, Burglary, Disturbing the Peace, Drugs / Alcohol Violations, DUI, Fraud, Homicide, Motor Vehicle Theft, Robbery, Sex Crimes, Theft / Larceny, Vandalism, Vehicle Break-In / Theft, Weapons

Show crime report  Show crime chart



Grab the bottom/right borders to resize the map or the handle in the bottom right corner.

All representations on this map are distributed and transmitted "AS IS" without warranties of any kind, either express or implied including without limitation, warranties of title or implied warranties of merchantability or fitness for a particular purpose. In no event shall CrimeMapping.COM become liable to users of these data for any loss or damages, consequential or otherwise, including but not limited to time, money, goodwill, arising from the use, operation or modification of the data. The visual presentation of data is being provided strictly as a courtesy, not as an obligation to its users.



## Crime Report


Type	Description	Incident #	Location	Agency	Date
	DISORDERLY CONDUCT/LIQUOR INVOLVEMENT	8124002506	100 BLOCK SE BEDFORD ST	Georgetown Police	4/17/2024 6:40 PM
	DISORDERLY CONDUCT/UNRELATED TO LIQUOR	8124002498	100 BLOCK NE PINE ST	Georgetown Police	4/17/2024 2:19 PM
	LARCENY/FROM ALL OTHER YARDS	8124002412	200 BLOCK NE GRAMMAR AVE	Georgetown Police	4/14/2024 3:18 PM
	LARCENY/FROM ALL OTHER YARDS	8124002403	000 BLOCK SW ROWLAND WAY	Georgetown Police	4/13/2024 11:11 PM
	OFFENSIVE TOUCHING/OTHER ASSAULTS/NON-AGGRAVATED	8124002401	000 BLOCK SE KIMMEY ST	Georgetown Police	4/13/2024 9:26 PM
	IMPERSONATION	8124002396	LAUREL NE ST & KIMMEY ST	Georgetown Police	4/13/2024 7:11 PM
	DISORDERLY CONDUCT/UNRELATED TO LIQUOR	8124002393	20700 BLOCK S DUPONT BLVD	Georgetown Police	4/13/2024 4:23 PM
	LARCENY/FROM ALL OTHER YARDS	8124002368	200 BLOCK NW N. BEDFORD ST	Georgetown Police	4/12/2024 9:08 PM
	DRIVING UNDER THE INFLUENCE/LIQUOR	8124000277	ON PRIVATE PROPERTY WITHIN GEORGETOWN MUNICIPALITY. 18.07 FE	Georgetown Police	4/11/2024 5:54 PM
	LARCENY/FROM VEHICLE/NOT ATTACHED	8124002295	ADAMS SW ST & GARDINER AVE	Georgetown Police	4/10/2024 3:15 AM
	LARCENY/FROM VEHICLE/NOT ATTACHED	8124002281	200 BLOCK SE RACE ST	Georgetown Police	4/9/2024 2:11 PM
	LARCENY/FROM VEHICLE/NOT ATTACHED	8124002276	400 BLOCK NE E. MARKET ST	Georgetown Police	4/9/2024 9:20 AM
	LARCENY/FROM VEHICLE/NOT ATTACHED	8124002273	100 BLOCK NE PINE ST	Georgetown Police	4/9/2024 6:04 AM
	DISORDERLY CONDUCT/UNRELATED TO LIQUOR	8124002265	20800 BLOCK N DUPONT BLVD	Georgetown Police	4/8/2024 8:24 PM
	LARCENY/FROM BUILDING	8124002250	20500 BLOCK N DUPONT BLVD	Georgetown Police	4/8/2024 8:42 AM
	LARCENY/FROM VEHICLE/NOT ATTACHED	8124002249	500 BLOCK SE WAGAMON AVE	Georgetown Police	4/8/2024 8:42 AM
	SIMPLE ASSAULT/NON-FAMILY/OTHER ASSAULTS/NON-AGGRAVATED	8124002221	19300 BLOCK N CITIZENS BLVD	Georgetown Police	4/6/2024 8:46 AM
	LARCENY/FROM VEHICLE/NOT ATTACHED	8124002183	000 BLOCK NE HARRIS	Georgetown Police	4/4/2024 7:34 PM
	DISORDERLY CONDUCT/UNRELATED TO LIQUOR	8124002177	DUNBARTON APTS & NORTH ST	Georgetown Police	4/4/2024 1:06 PM
	LARCENY/FROM VEHICLE/NOT ATTACHED	8124002150	BEDFORD S ST & STEVENS ST	Georgetown Police	4/3/2024 11:21 AM
	DISORDERLY CONDUCT/UNRELATED TO LIQUOR	8124002145	1900 BLOCK DUNBARTON APTS	Georgetown Police	4/2/2024 11:39 PM
	LARCENY/FROM VEHICLE/NOT ATTACHED	8124002102	000 BLOCK SW SWAIN AVE	Georgetown Police	4/1/2024 12:00 AM
	DRIVING UNDER THE INFLUENCE		ON EASTBOUND THE CIRCLE US9 35.30 FEET SOUTH EAST FROM W. M	Delaware State Police	3/31/2024 5:34 AM

Type	Description	Incident #	Location	Agency	Date
	DISORDERLY CONDUCT/LIQUOR INVOLVEMENT	8124002068	20700 BLOCK S DUPONT BLVD	Georgetown Police	3/30/2024 10:40 AM
	LARCENY/FROM VEHICLE/NOT ATTACHED	8124002059	100 BLOCK SW PEPPER ST	Georgetown Police	3/30/2024 2:17 AM
	DISORDERLY CONDUCT/UNRELATED TO LIQUOR	8124002058	20900 BLOCK DUP BLVD	Georgetown Police	3/29/2024 11:54 PM
	LARCENY/SHOPLIFTING	8124002045	20500 BLOCK N DUPONT BLVD	Georgetown Police	3/29/2024 3:28 PM
	LARCENY/SHOPLIFTING	8124002039	000 BLOCK GEORGETOWN PLZ	Georgetown Police	3/29/2024 10:09 AM
	DISORDERLY CONDUCT/LIQUOR INVOLVEMENT	8124002015	20700 BLOCK N DUPONT BLVD	Georgetown Police	3/28/2024 9:34 AM
	DISORDERLY CONDUCT/UNRELATED TO LIQUOR	8124001987	20900 BLOCK N DUPONT BLVD	Georgetown Police	3/26/2024 6:06 PM
	LARCENY/FROM VEHICLE/NOT ATTACHED	8124001986	000 BLOCK S MURRAYS LA	Georgetown Police	3/26/2024 5:20 PM
	LARCENY/FROM VEHICLE/NOT ATTACHED	8124001929	700 BLOCK W LAUREL STREET EXT	Georgetown Police	3/25/2024 7:12 AM
	DAMAGE/PRIVATE PROPERTY	8124001915	000 BLOCK SW GORDY ST	Georgetown Police	3/24/2024 2:49 PM
	BURGLARY/NO FORCED ENTRY/FREE TEXT	8124001908	000 BLOCK NW TERRACE AVE	Georgetown Police	3/24/2024 8:44 AM
	DRIVING UNDER THE INFLUENCE	8124001906	ON SOUTH RAILROAD AVENUE 424.08 FEET WEST FROM AIRPORT ROA	Georgetown Police	3/24/2024 7:04 AM
	DISORDERLY CONDUCT/UNRELATED TO LIQUOR	8124001852	500 BLOCK COLLEGE PARK DR	Georgetown Police	3/22/2024 5:30 AM
	DISORDERLY CONDUCT/UNRELATED TO LIQUOR	8124001828	21600 BLOCK SW BIDEN AVE	Georgetown Police	3/21/2024 2:49 PM
	DAMAGE/BUSINESS PROPERTY	8124001748	000 BLOCK NE THE CIR	Georgetown Police	3/19/2024 7:37 AM
	DRIVING UNDER THE INFLUENCE		ON NORTHBOUND DUPONT BOULEVARD US113 256.76 FEET NORTH FROM	Delaware State Police	3/18/2024 4:02 AM
	DISORDERLY CONDUCT/LIQUOR INVOLVEMENT	8124001716	200 BLOCK SE N. BEDFORD ST	Georgetown Police	3/18/2024 12:25 AM
	OFFENSIVE TOUCHING/OTHER ASSAULTS/NON-AGGRAVATED	8124001644	400 BLOCK S BEDFORD EXT ST	Georgetown Police	3/15/2024 8:57 AM
	DRIVING UNDER THE INFLUENCE		ON E. MARKET STREET US9 396.76 FEET SOUTH WEST FROM AIRPORT	Delaware State Police	3/13/2024 10:40 PM
	OFFENSIVE TOUCHING/OTHER ASSAULTS/NON-AGGRAVATED	8124001583	21600 BLOCK W BIDEN AVE	Georgetown Police	3/13/2024 10:41 AM
	DAMAGE/BUSINESS PROPERTY	8124001558	000 BLOCK SE RAILROAD AVENUE EAST	Georgetown Police	3/12/2024 1:31 PM
	DISORDERLY CONDUCT/UNRELATED TO LIQUOR	8124001547	20900 BLOCK N DUPONT BLVD	Georgetown Police	3/12/2024 3:33 AM
	DISORDERLY CONDUCT/UNRELATED TO LIQUOR		23000 BLOCK E ASBURY RD	Delaware State Police	3/11/2024 7:34 PM
	BURGLARY/FORCED ENTRY/RESIDENCE	8124001540	300 BLOCK SW BEDFORD ST	Georgetown Police	3/11/2024 5:08 PM

Type	Description	Incident #	Location	Agency	Date
	DISORDERLY CONDUCT/LIQUOR INVOLVEMENT	8124001519	200 BLOCK NW RACE ST	Georgetown Police	3/10/2024 8:43 PM
	LARCENY/FROM ALL OTHER YARDS	8124001402	20500 BLOCK N DUPONT BLVD	Georgetown Police	3/6/2024 8:29 AM
	CONSUMPTION OF LIQUOR/UNDERAGE	8124001383	300 BLOCK NE MARKET ST	Georgetown Police	3/5/2024 12:16 PM
	DRIVING UNDER THE INFLUENCE/LIQUOR		MARKET W ST & SAND HILL RD	Delaware State Police	3/5/2024 12:52 AM
	DAMAGE/PRIVATE PROPERTY	8124001343	300 BLOCK DUNBARTON APTS	Georgetown Police	3/3/2024 5:34 PM
	INTIMIDATION/RECKLESS ENDANGER/TERRORISTIC THREAT/HARASSMENT/OTHER ASSAULTS/NON-AGGRAVATED	8124001245	UNION DR & CARMEAN WAY	Georgetown Police	2/27/2024 3:30 PM
	DAMAGE/BUSINESS PROPERTY	8124001237	200 BLOCK SE RACE ST	Georgetown Police	2/27/2024 8:46 AM
	BURGLARY/FORCED ENTRY/NONRESIDENCE	8124001186	500 BLOCK SE BEDFORD ST	Georgetown Police	2/24/2024 9:01 AM
	LARCENY/SHOPLIFTING	8124001168	20500 BLOCK N DUPONT BLVD	Georgetown Police	2/23/2024 9:50 AM
	POSSESSION OF WEAPON		W. MARKET SW ST & CENTER ST	Delaware State Police	2/22/2024 7:07 AM
	DISTURBING THE PEACE/PUBLIC NUISANCE	8124001127	300 BLOCK NE MARKET ST	Georgetown Police	2/21/2024 9:27 AM
	DRIVING UNDER THE INFLUENCE/LIQUOR		ON SEASHORE HIGHWAY SR18 43.58 FEET WEST FROM VAUGHN ROAD	Delaware State Police	2/17/2024 5:03 AM
	THREAT OF ARSON	8124000999	DOUGLAS NE ST & RACE ST	Georgetown Police	2/14/2024 7:35 PM
	LARCENY/FROM BUILDING	8124000940	000 BLOCK SE GEORGETOWN PLZ	Georgetown Police	2/12/2024 7:05 PM
	THEFT/FALSE PRETENSE OR PROMISE	8124000937	HIGH SCHOOL NE AVE & SUSSEX CENTRAL DR	Georgetown Police	2/12/2024 5:00 PM
	OFFENSIVE TOUCHING/OTHER ASSAULTS/NON-AGGRAVATED	8124000910	500 BLOCK NW BEDFORD ST	Georgetown Police	2/11/2024 1:31 AM
	DRIVING UNDER THE INFLUENCE	8124000894	ON NORTH STREET 67.27 FEET NORTH EAST FROM RAILROAD AVENUE	Georgetown Police	2/10/2024 9:02 PM
	DISORDERLY CONDUCT/UNRELATED TO LIQUOR	8124000883	100 BLOCK SE BEDFORD ST	Georgetown Police	2/9/2024 4:47 PM
	DISORDERLY CONDUCT/LIQUOR INVOLVEMENT	8124000879	100 BLOCK SE RAILROAD AVENUE EAST	Georgetown Police	2/9/2024 2:03 PM
	INTIMIDATION/RECKLESS ENDANGER/TERRORISTIC THREAT/HARASSMENT/OTHER ASSAULTS/NON-AGGRAVATED	8124000828	E. MARKET SW ST & CHERRY LA	Georgetown Police	2/7/2024 1:15 PM
	HARASSING COMMUNICATION/PHONE/WIRE/M... ONLY	8124000805	COACH SW LA & SURREY LA	Georgetown Police	2/6/2024 3:20 PM
	DISORDERLY CONDUCT/UNRELATED TO LIQUOR	8124000775	100 BLOCK SW NORTH ST	Georgetown Police	2/5/2024 12:39 PM
	LARCENY/VEHICLE PARTS/FROM AUTO/ATTACHED	8124000763	20900 BLOCK DUPONT BLVD	Georgetown Police	2/4/2024 11:29 PM



Type	Description	Incident #	Location	Agency	Date
	LARCENY/FROM VEHICLE/NOT ATTACHED	8124000726	000 BLOCK SW ROWLAND WAY	Georgetown Police	2/3/2024 8:05 AM
	DISORDERLY CONDUCT/UNRELATED TO LIQUOR	8124000716	000 BLOCK SW PINE ST	Georgetown Police	2/2/2024 5:45 PM
	LARCENY/SHOPLIFTING	8124000656	EDWARD E ST & DUPONT BLVD	Georgetown Police	1/31/2024 10:16 AM
	DISORDERLY CONDUCT/UNRELATED TO LIQUOR	8124000653	RACE SE ST & DEPOT ST	Georgetown Police	1/31/2024 7:07 AM
	DISORDERLY CONDUCT/UNRELATED TO LIQUOR	8124000623	200 BLOCK SE BEDFORD ST	Georgetown Police	1/29/2024 9:23 PM
	DAMAGE/PRIVATE PROPERTY	8124000617	400 BLOCK E INGRAMTOWN RD	Georgetown Police	1/29/2024 3:01 PM
	LARCENY/SHOPLIFTING	8124000573	400 BLOCK SW E. MARKET ST	Georgetown Police	1/27/2024 7:06 PM
	INTIMIDATION/RECKLESS ENDANGER/TERRORISTIC THREAT/HARASSMENT/OTHER ASSAULTS/NON-AGGRAVATED	8124000552	200 BLOCK NW RACE ST	Georgetown Police	1/26/2024 1:01 PM
	OFFENSIVE TOUCHING/OTHER ASSAULTS/NON-AGGRAVATED	8124000513	216500 BLOCK SW BIDEN AVE	Georgetown Police	1/24/2024 2:28 PM
	SIMPLE ASSAULT/NON-FAMILY/OTHER ASSAULTS/NON-AGGRAVATED	8124000336	21600 BLOCK SW BIDEN AVE	Georgetown Police	1/16/2024 3:34 PM
	DISORDERLY CONDUCT/LIQUOR INVOLVEMENT	8124000276	20700 BLOCK DUPONT BLVD	Georgetown Police	1/14/2024 12:47 AM
	DISORDERLY CONDUCT/LIQUOR INVOLVEMENT	8124000275	20700 BLOCK DUPONT BLVD	Georgetown Police	1/13/2024 11:35 PM
	AGGRAVATED ASSAULT/NON-FAMILY FIREARM	8124000274	500 BLOCK NW BEDFORD ST	Georgetown Police	1/13/2024 11:17 PM
	DRIVING UNDER THE INFLUENCE/LIQUOR		DUPONT N BLVD & EDWARD ST	Delaware State Police	1/10/2024 8:20 PM
	DISORDERLY CONDUCT/UNRELATED TO LIQUOR	8124000171	000 BLOCK GEORGETOWN PLZ	Georgetown Police	1/9/2024 11:20 AM
	LARCENY/FROM BUILDING	8124000123	500 BLOCK NW BEDFORD ST	Georgetown Police	1/6/2024 9:07 PM
	SIMPLE ASSAULT/NON-FAMILY/OTHER ASSAULTS/NON-AGGRAVATED	8124000122	300 BLOCK RACE ST	Georgetown Police	1/6/2024 5:50 PM
	OFFENSIVE TOUCHING/OTHER ASSAULTS/NON-AGGRAVATED	8124000105	400 BLOCK SE BEDFORD ST	Georgetown Police	1/5/2024 4:02 PM
	LARCENY/SHOPLIFTING	8124000099	000 BLOCK GEORGETOWN PLZ	Georgetown Police	1/5/2024 1:00 PM
	DRIVING UNDER THE INFLUENCE		ON OLD LAUREL ROAD 344.73 FEET SOUTH WEST FROM DUPONT BOUL	Delaware State Police	1/4/2024 7:10 PM
	CARRYING PROHIBITED	8124000080	COUNTY SEAT HWY & W. MARKET ST	Georgetown Police	1/4/2024 3:39 PM
	DISORDERLY CONDUCT/UNRELATED TO LIQUOR	8124000066	20900 BLOCK N DUPONT BLVD	Georgetown Police	1/3/2024 10:49 PM
	LARCENY/FROM ALL OTHER YARDS	8124000032	GORDY NE ST & GOFF DR	Georgetown Police	1/2/2024 9:30 AM

Type	Description	Incident #	Location	Agency	Date
	LARCENY/FROM BUILDING	8124000012	20900 BLOCK N DUPONT BLVD	Georgetown Police	1/1/2024 1:00 PM

# Crime Offense Report

**Apr 11, 2024 - Apr 17, 2024**

## **PART I OFFENSES**

Offense_Order	Crime_Categ	Current Week	Current Year	Week Previous Year	Previous Year
A03	Kidnap	0	1	0	2
A04	Rape	0	5	0	1
A06	Robbery	0	1	0	1
A07	Assault/Aggravated	0	8	0	9
A08	Burglary	0	7	0	2
A09	Theft	0	53	0	20
A10	Theft/Auto	0	2	0	1
A12	All Other	0	1	0	2
<b>PART I OFFENSES</b>		0	78	0	38

## **PART II OFFENSES**

Offense_Order	Crime_Categ	Current Week	Current Year	Week Previous Year	Previous Year
A13	Other Assaults	1	62	1	54
A15	Criminal Mischief	0	20	0	9
A16	Weapons	0	4	0	3
A17	Other Sex Offenses	-	-	-	-
A19	Drugs	0	37	0	39
A20	Noise/Disorderly Premise	0	9	0	2
A21	Trespass	0	52	0	44
A22	Disorderly Conduct	1	41	1	37
A23	Other	10	484	4	239
<b>PART II OFFENSES</b>		12	711	6	428

## **PART III OFFENSES**

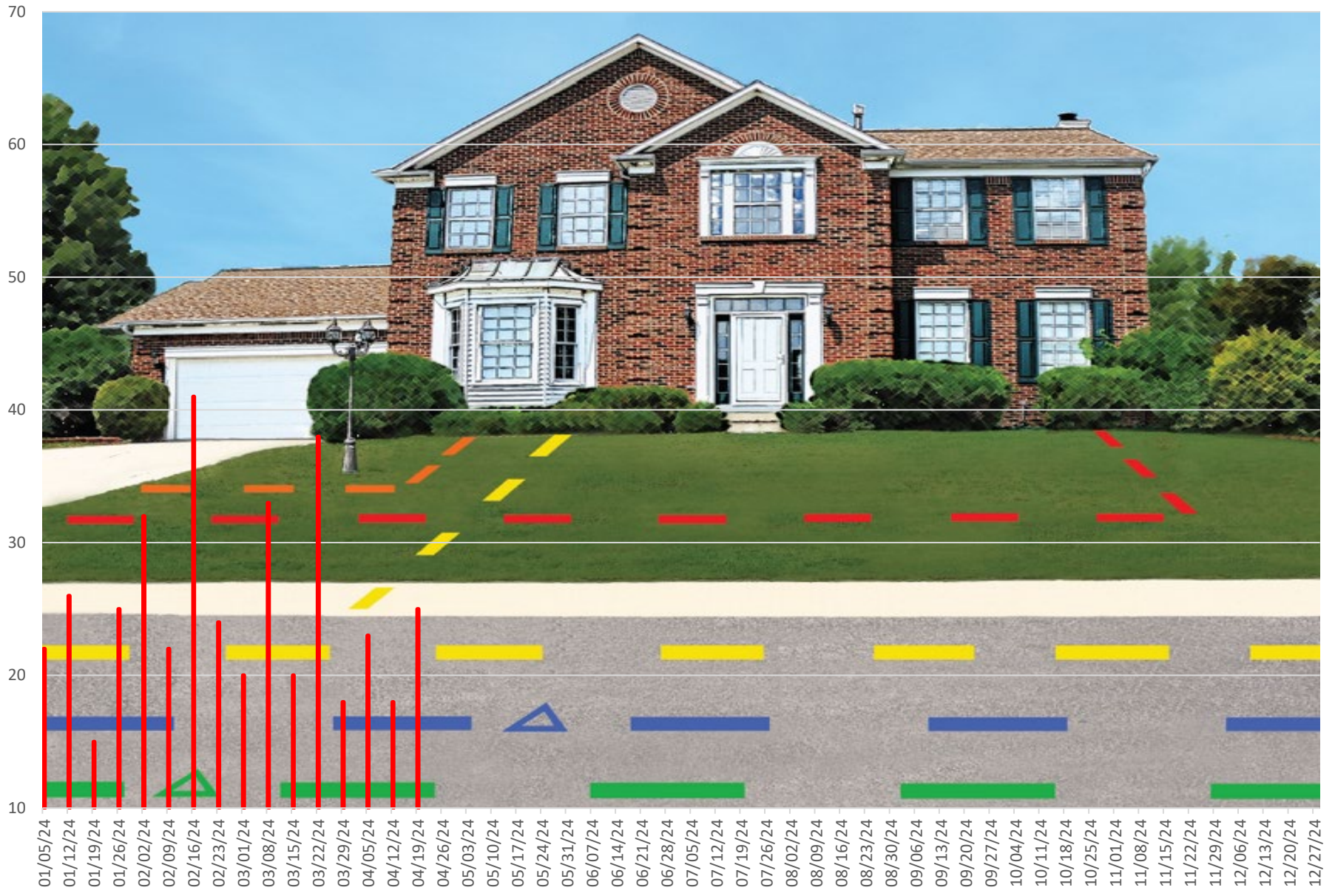
Offense_Order	Crime_Categ	Current Week	Current Year	Week Previous Year	Previous Year
A24	Alarm	2	89	0	0
A25	Animal Control	0	4	0	0
A26	Recovered Property	0	7	0	7
A27	Service	12	412	0	5
A28	Suspicious Per/Veh	2	79	1	4
<b>PART III OFFENSES</b>		16	591	1	16
<b>Summary</b>		28	1378	7	481

Apr 18, 2024

1

8:06:52 AM

# Miss Utility Locate Tickets



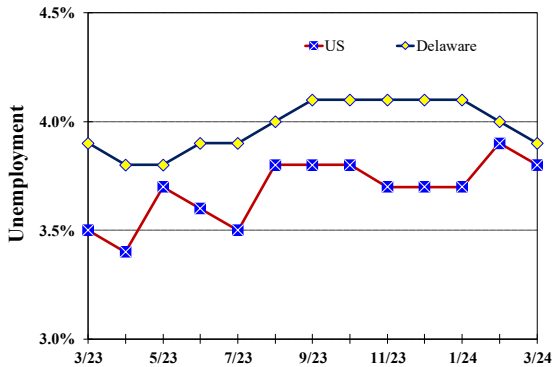
**March 2024**

Published April 19, 2024

**Unemployment Rate**

Delaware and US

March 2023 – March 2024



**Monthly Commentary**

After the Covid recession in 2020, Delaware jobs have been growing at a rapid rate. As recently as January 2023, there were 18,100 more jobs, not seasonally adjusted, than the prior year. But throughout 2023 and into 2024 Delaware job growth has been slowing down to what might be considered a more normal rate of job growth during an economic expansion with 5,000 more jobs in March 2024 than the prior year. By industry, Transportation, Warehousing, & Utilities and Professional, Scientific, & Technical Services have been large contributors to the deceleration in over-the-year job growth.

**Delaware Civilian Labor Force**

Delaware Residents

	Mar. 2024	Feb. 2024	Mar. 2023
Civilian Labor Force	507,100	508,200	503,100
Employed	487,100	487,900	483,600
Unemployed	20,000	20,300	19,500
Unemployment Rate %	3.9	4.0	3.9
US Unemployment Rate %	3.8	3.9	3.5

Source: Delaware Dept. of Labor in cooperation with the US Dept. of Labor, Bureau of Labor Statistics.

**Area Unemployment Rates (%)**

	Mar. 2024	Feb. 2024	Mar. 2023
<b>New Castle County</b>	3.8	3.8	3.9
Wilmington	5.6	5.7	5.3
Newark	4.4	3.9	4.7
<b>Kent County</b>	4.5	4.4	4.5
Dover	5.9	5.7	5.5
<b>Sussex County</b>	4.1	4.3	4.2

Note: Area rates are not seasonally adjusted.  
Source: Delaware Dept. of Labor in cooperation with the US Dept. of Labor, Bureau of Labor Statistics.

**Hours & Earnings**

All Employee (Total Private)

	Mar. 2024	Feb. 2024	Mar. 2023
<b>Weekly Earnings</b>	\$1,014.30	\$1,014.74	\$988.52
<b>Weekly Hours</b>	32.2	31.9	32.4
<b>Hourly Earnings</b>	\$31.50	\$31.81	\$30.51

Source: Delaware Dept. of Labor in cooperation with the US Dept. of Labor, Bureau of Labor Statistics.

**Office of Occupational and Labor Market Information**

For data questions, contact Tom Dougherty (302) 761-8062

# Delaware Labor Force Trends

Delaware's seasonally adjusted unemployment rate in March 2024 was 3.9%, down from 4.0% in February 2024. There were 20,000 unemployed Delawareans in March 2024 compared to 19,500 in March 2023. The US unemployment rate was 3.8% in March 2024, down from 3.9% in February 2024. In March 2023, the US unemployment rate was 3.5%, while Delaware rate was 3.9%.

In March 2024, seasonally adjusted nonfarm employment was 488,500, up from 487,900 in February 2024. Since March 2023, Delaware's total nonfarm jobs have increased by a net gain of 5,000, a rise of 1.0%. Nationally, jobs during that period increased by 1.9%.

## Delaware Nonfarm Employment

Jobs at Delaware Locations  
Seasonally Adjusted (in 000s)

INDUSTRY GROUP	Mar. 2024	Feb. 2024	Over the Month Change	Over the Year Change†
TOTAL NONAG. EMP.	488.5	487.9	0.6	5.0
CONSTRUCTION	23.8	23.6	0.2	-0.3
MANUFACTURING	27.7	27.7	0.0	0.6
Durable Goods	8.6	8.6	0.0	-0.7
Nondurable Goods	19.1	19.1	0.0	1.3
TRADE, TRANSP., & UTIL.	89.9	89.4	0.5	-0.5
Wholesale Trade	12.6	12.5	0.1	-0.1
Retail Trade	51.7	51.4	0.3	0.5
Transp. & Utilities	25.6	25.5	0.1	-0.9
INFORMATION	3.6	3.5	0.1	-0.1
FINANCIAL ACTIVITIES	50.7	50.7	0.0	0.3
PROF. & BUS. SERVICES	62.7	63.2	-0.5	-2.5
PRIV. EDUCATION & HEALTH	85.7	85.3	0.4	3.5
LEISURE & HOSPITALITY	53.7	53.9	-0.2	0.7
OTHER SERVICES	18.9	19.0	-0.1	0.3
GOVERNMENT	71.8	71.6	0.2	3.0
Federal Government	6.7	6.6	0.1	0.5
State Government	34.7	34.7	0.0	1.4
Local Government	30.4	30.3	0.1	1.1

† Annual changes are not seasonally adjusted.  
Details may not add up due to rounding and seasonal adjustment.  
Source: US Department of Labor, Bureau of Labor Statistics.

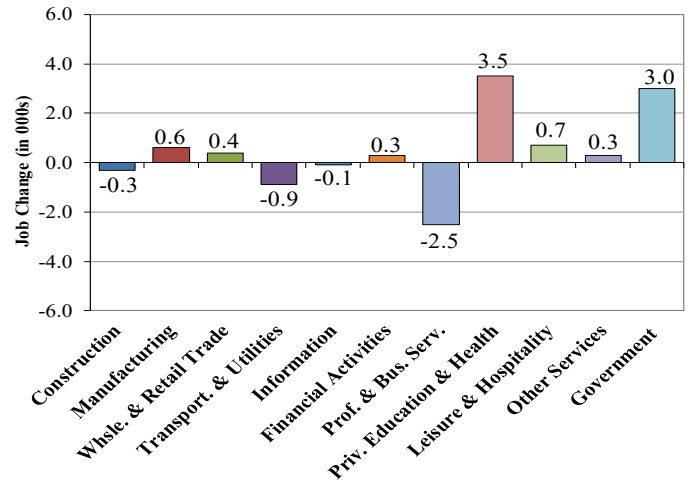
Office of Occupational and Labor Market Information

For data questions, contact Tom Dougherty (302) 761-8062

<https://lmi.delaware.gov/>

## Delaware Over-the-Year Job Change

March 2023 – March 2024



## Consumer Price Index

All Urban Consumers

	Percent Change to Mar. 2024 from:		
	Mar. 2023	Jan. 2024	Feb. 2024
US City Average	3.5	1.3	0.6
Phila.-Camden-Wilm.*	NA	NA	NA

\* Data are published on a bi-monthly basis.

## Delaware Annual Net Job Change

Annual Average 2003–2023

