

TOWN MANAGER'S WEEKLY REPORT



UPCOMING MEETINGS & EVENTS ...

- ✓ **Sussex County Association of Towns:** Wednesday, November 1, 6:00 PM, hosted by Milton
- ✓ **Sussex County Association of Towns Steering Committee:** Friday, November 3, 9:00 AM, UD Lewes Campus
- ✓ **Town Offices Closed:** Friday, November 10, in observation of Veterans Day
- ✓ **Town Council Meeting:** Monday, November 13, 7:00 PM, Regular Meeting, Town Hall

UPDATES FROM DEPARTMENTS

Finance

- As of October 26, the Town has collected:
 - \$1,832,877 (97%) of the 2024 annual property tax billing (\$1,875,037)
 - \$574,587 (50%) of the October utility billing (\$1,132,499)
- Processed Payroll, Accounts Receivable
 - Processed 45 payroll records
 - Cash Receipt Transactions (976)
 - Miscellaneous Billing Invoices generated (3)
- Provided Tax and Utility Information for property settlements and stamped deeds
- Assisted customers with utility bill and parking ticket questions
- Completed September 2023 Bank Reconciliations (20)
- Budget vs. Actual – September 2023 (copy attached)
- Monthly Key Revenue Items Report – September 2023 (copy attached)
- Attended Lead & Copper Rule meeting with DRWA (Hobie Brewington, Kristen Dabrowski, Bobby Fletcher, Laura Givens)
- Dover water plant visit and tour (Bobby Fletcher, Laura Givens)

Wastewater

- Lagoon depths: Large Lagoon is 6.75 feet and Small Lagoon is 5.50 feet
- Sewer issue on West North Street – everything on the Town side was good
- Sewer issue on North Front Street – used Sewer Jetter to open blockage
- Sewer issue on South Bedford Street – lateral crushed when new storm drainpipe was installed, installed new lateral and cleanout

TOWN MANAGER'S WEEKLY REPORT



Police

- Weekly Code Enforcement statistics updated (copy attached)
- Weekly CrimeMapping Reports (copy attached)
- Departmental Press Releases issued as warranted

Construction Coordinator

- Certificate of Occupancy
 - 629 Cpl Rodney W Wilson Loop
 - 631 Cpl Rodney W Wilson Loop
 - 636 Cpl Rodney W Wilson Loop
 - 202 East North Street (Temporary)
 - 17 East Market Street
 - 22309 Dupont Blvd (Sherwin Williams Warehouse)
- Village of College Park
 - Water main install inspection
 - Inspect sidewalk subgrade for Lots #6, 10, and 83
- South Bedford Street
 - Coordinated and resolved sewer lateral breakage
- Miss Utility Locate Summary (copy attached)

Public Works

- Progress on bollards around The Circle approximately half -way done
- Assisted wastewater on sewer lateral brake South Bedford Street
- Sweeper on streets, also completed in Milton
- Attended 2023 Roadway Maintenance Conference (RMC) 2023 – good information and success
- Richard Hudson and Craig Eaton attended cross connection certification – October 23 through 27
- Toured City of Dover water facility and carbon filters
- Getting pricing on North Bedford Street & South Bedford Street curb repainting yellow
- In contact with 120Water for lead and copper regulations and compliance

TOWN MANAGER'S WEEKLY REPORT



Planning

- The Oaks of Georgetown Phase 2 – Resubmittal of plan on October 20
- Popeye's – Comments on site plan to applicant on October 23
- Grace Church/East Market Street Lot Subdivision - Comments on subdivision plan to applicant on October 25
- Downtown Development District (DDD) rebate (\$32,644.00) issued to Sussex County Habitat for new single-family home 207 Rosa Street

TOWN MANAGER'S UPDATE

- Completed online survey regarding FEMA's Flood Risk Products
- Researched Delaware Life Safety Code and Egress Requirements from OSFM for local business owner – provided information on existing property approvals
- Worked with Town Solicitor on Recreational Marijuana Ordinance considerations
- Sewer issue – South Bedford Street/South Front Street resolved by Town Departments (Public works & sewer)
- Researched access from East Market Street to new Sussex County Family Court Facility and safety precautions for adjoining property
- Job postings for Maintenance I and II positions advertised via social media, key partners, and local print media
- Toured Rosa Street with Town Engineer – looking to upgrade section from Kimmey Street to Albury Avenue (sidewalks, pavement, stormwater management, miscellaneous utilities)
- Followed up with local homeless partners as to outreach and contact with individuals off of Douglas Street
- Researched zoning and site plan for Shorepoint Cottage Court (Worcester County, MD)
- Contacted DelDOT and Project Inspector regarding standing water along West Market Street
- Met with representatives from Delaware Department of Technology & Information (DTI) to discuss Homeland Security Grant Program funding for 3 cybersecurity initiatives and Town participation:
 - ✓ *KnowBe4*: Security Awareness and Phishing Training
 - ✓ *Albert*: A network monitoring Intrusion Detection System (IDS) with a 24x7 Security Operations Center (SOC) managed by the Center for Internet Security (CIS).
 - ✓ *CrowdStrike*: An Endpoint Detection and Response (EDR) solution with a 24x7 SOC managed by CIS
- Participated in 2023 FOIA Coordinator Training (Kristen Dabrowski, Gene Dvornick)

TOWN MANAGER'S WEEKLY REPORT



- Attended Sussex County Today & Tomorrow Conference – Focus was Workforce Housing: Addressing the Crisis, Identifying Solutions, and Implementing Strategies (Gene Dvornick, Jocelyn Huff, Bill West) – Key items shared:
 - ✓ Workforce housing is social change
 - ✓ Specific challenges facing various sectors in Sussex County
 - ✓ Promising practices and solutions
 - ✓ Keynote: Hon. Jake Day, Secretary, Maryland Housing & Community Development
- Monthly Labor Review received – copy attached
- Responded to several FOIA requests
- Followed up on several code enforcement issues



TOWN MANAGER'S WEEKLY REPORT



TOWN MANAGER'S WEEKLY REPORT



***THIS REPORT AND ANY ATTACHMENTS ARE ONLY BEING SENT
ELECTRONICALLY UNLESS OTHERWISE REQUESTED***

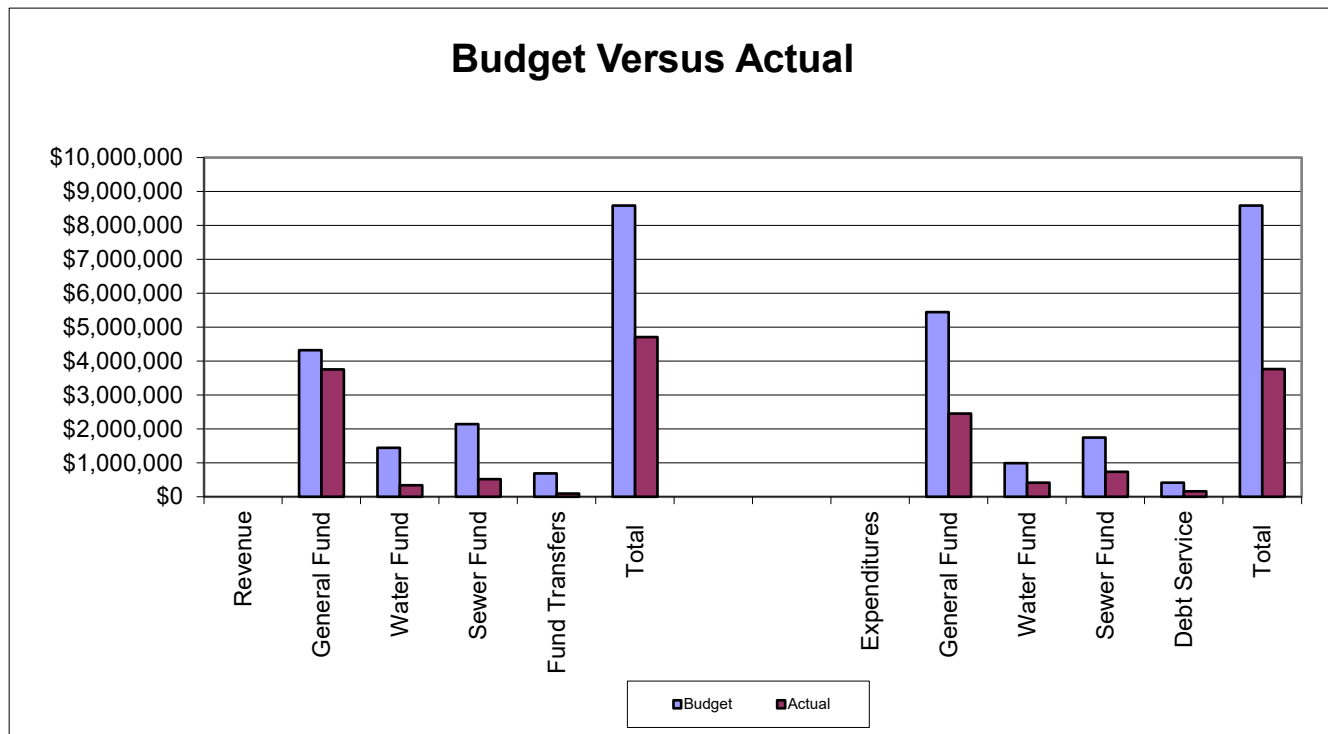
In an effort to inform Council, employees and the public about current Town activities and issues, the Town Manager issues the Town Manager's Weekly Report with highlights from department activities for the current week. This report is published online and distributed every Friday. If you have comments, questions or suggestions regarding the Town Manager's Weekly Report, please contact Town Manager.

Town of Georgetown
Budget Versus Actual (Operating)
As of September 30, 2023

		<u>Budget</u>	<u>Actual</u>	<u>Variance</u>	<u>42% Percent of Budget</u>
	<u>Revenue</u>				
General Fund		\$ 4,314,271	\$ 3,750,690	\$563,581	87%
Water Fund		\$ 1,438,500	\$ 341,369	\$1,097,131	24%
Sewer Fund		\$ 2,137,500	\$ 519,904	\$1,617,596	24%
Fund Transfers		\$ 689,460	\$ 90,000	\$599,460	13%
Total		<u>\$8,579,731</u>	<u>\$4,701,964</u>	<u>\$3,877,767</u>	<u>55%</u>

	<u>Expenditures</u>				
General Fund		\$5,441,554	\$2,452,313	\$2,989,241	45%
Water Fund		\$991,921	\$412,123	\$579,798	42%
Sewer Fund		\$1,738,371	\$737,102	\$1,001,269	42%
Debt Service		\$407,885	\$155,431	\$252,454	38%
Total		<u>\$8,579,731</u>	<u>\$3,756,968</u>	<u>\$4,822,763</u>	<u>44%</u>

* Line item detail available upon request.



TOWN OF GEORGETOWN
Statement of Revenue and Expenditures - Standard

10/23/2023
12:53 PM

Revenue Account Range: First to Last

Expend Account Range: First to Last

Print Zero YTD Activity: No

Include Non-Anticipated: Yes

Include Non-Budget: No

Year To Date As Of: 09/30/23

Current Period: 09/01/23 to 09/30/23

Prior Year: 09/01/22 to 09/30/22

<u>Revenue Account</u>	<u>Description</u>	<u>Prior Yr Rev</u>	<u>Anticipated</u>	<u>Curr Rev</u>	<u>YTD Rev</u>	<u>Excess/Deficit</u>	<u>% Real</u>
01-100-3100	Property Tax	0.00	1,873,298.00	0.00	1,873,255.46	42.54 -	100
01-100-3105	General Interest	75.36	0.00	1,700.96	8,578.51	8,578.51	0
01-100-3110	Restricted Interest	25.54	0.00	6,570.09	36,628.68	36,628.68	0
01-100-3175	Investment Income/Loss	714.98	0.00	3,223.32	21,351.67	21,351.67	0
01-100-3320	Franchise Fee	0.00	61,000.00	0.00	44,093.19	16,906.81 -	72
01-100-3345	Parking Meters	1,715.00	21,000.00	2,232.15	12,375.70	8,624.30 -	59
01-100-3420	Parking Fine Revenue	0.00	20,000.00	2,149.00	9,424.10	10,575.90 -	47
01-100-3430	Tax Penalty Revenue	1,417.85	17,000.00	1,142.65	21,205.43	4,205.43	125
01-100-3440	A/R Penalty Revenue	1,766.00	0.00	826.62	1,121.62	1,121.62	0
01-100-3450	Court House Municipality Reven	131,840.00	600,000.00	124,140.00	309,540.00	290,460.00 -	52
01-100-3460	Vacant Building Registration	500.00	0.00	1,400.00	2,150.00	2,150.00	0
01-100-3470	Accommodations Tax	26,393.57	185,000.00	25,234.49	98,077.02	86,922.98 -	53
01-100-3480	Verizon Cellular Tower Land Lease	2,340.90	28,653.00	0.00	11,938.60	16,714.40 -	42
01-100-3500	State-County Seat in Lieu of Taxes	0.00	90,000.00	97,659.82	97,659.82	7,659.82	109
01-100-3570	Miscellaneous Grant Receipts	117,000.00	0.00	0.00	3,000.00	3,000.00	0
01-100-3610	Donations	0.00	0.00	500.00	9,000.00	9,000.00	0
01-100-3635	Miscellaneous Revenue	2,068.06	9,000.00	578.61	12,373.46	3,373.46	137
01-100-3636	Refunds	0.00	0.00	0.00	14.22	14.22	0
01-100-3637	Credit Card Discount	0.00	0.00	0.00	2,725.00	2,725.00	0
01-100-3650	Community Reinvestment Funds	0.00	0.00	0.00	370,000.00	370,000.00	0
100 Total		285,857.26	2,904,951.00	267,357.71	2,944,512.48	39,561.48	101
01-200-3110	Restricted Interest/Police	3.76	0.00	7.78	69.40	69.40	0
01-200-3355	Police Services	4,185.00	30,000.00	1,250.00	56,572.50	26,572.50	189
01-200-3410	Police Fine Revenue	5,939.91	50,000.00	4,416.19	17,320.40	32,679.60 -	35

TOWN OF GEORGETOWN
Statement of Revenue and Expenditures

10/23/2023
12:53 PM

<i>Revenue Account</i>	<i>Description</i>	<i>Prior Yr Rev</i>	<i>Anticipated</i>	<i>Curr Rev</i>	<i>YTD Rev</i>	<i>Excess/Deficit</i>	<i>% Real</i>
01-200-3540	Grant Receipts/Police Pension	0.00	110,000.00	0.00	64,553.84	45,446.16 -	59
01-200-3550	Grant Receipts/Combat Violent Crime	36,212.47	0.00	0.00	0.00	0.00	0
01-200-3570	Miscellaneous Grant Receipts	0.00	0.00	0.00	49,930.84	49,930.84	0
01-200-3600	Misc Grant/Sussex County	30,000.00	30,000.00	0.00	35,000.00	5,000.00	117
01-200-3610	Donation Receipts	0.00	0.00	725.00	2,608.71	2,608.71	0
01-200-3635	Miscellaneous Revenue	220.00	0.00	4,240.00	7,565.00	7,565.00	0
01-200-3636	Refunds/Police	957.00	0.00	0.00	0.00	0.00	0
01-200-3645	Town Service - Code Enforcer	900.00	0.00	0.00	4,525.00	4,525.00	0
	200 Total	78,418.14	220,000.00	10,638.97	238,145.69	18,145.69	108
01-201-3110	Restricted Interest/SALLE	0.11	0.00	0.54	2.77	2.77	0
01-205-3515	Grant Receipts/CJC	0.00	68,000.00	0.00	0.00	68,000.00 -	0
01-220-3515	Grant Receipts/Highway Safety	503.72	0.00	5,743.60	6,298.08	6,298.08	0
01-300-3120	Real Estate Transfer Tax	32,520.00	125,500.00	44,032.35	166,311.84	40,811.84	133
01-300-3355	Town Services	1,700.00	0.00	500.00	17,283.85	17,283.85	0
01-300-3365	Project Inspection	100.00	3,000.00	1,300.00	2,800.00	200.00 -	93
01-300-3535	Grant Receipts/Municipal Stree	81,959.53	163,920.00	0.00	83,682.77	80,237.23 -	51
01-300-3555	Grant Receipts/Comm Transporta	0.00	0.00	40,000.00	50,000.00	50,000.00	0
01-300-3635	Miscellaneous Revenue	0.00	0.00	11,445.89	18,645.89	18,645.89	0
	300 Total	116,279.53	292,420.00	97,278.24	338,724.35	46,304.35	115
01-600-3210	Building Permits	1,351.33	120,000.00	23,807.01	92,396.82	27,603.18 -	77
01-600-3211	Annexation/ReZone Application	1,200.00	0.00	0.00	2,400.00	2,400.00	0
01-600-3212	Board of Adjustment	0.00	0.00	0.00	1,500.00	1,500.00	0
01-600-3213	Certificate of Occupancy	50.00	1,400.00	400.00	1,300.00	100.00 -	93
01-600-3215	Business License	5,508.00	210,000.00	7,505.00	26,771.00	183,229.00 -	13
01-600-3216	Miscellaneous Revenue	0.00	0.00	0.00	80.00	80.00	0
01-600-3220	Application Fee	500.00	0.00	500.00	4,090.00	4,090.00	0

TOWN OF GEORGETOWN
Statement of Revenue and Expenditures

10/23/2023
12:53 PM

<u>Revenue Account</u>	<u>Description</u>	<u>Prior Yr Rev</u>	<u>Anticipated</u>	<u>Curr Rev</u>	<u>YTD Rev</u>	<u>Excess/Deficit</u>	<u>% Real</u>
01-600-3350	Planning Commission Fee	0.00	15,000.00	0.00	3,100.00	11,900.00 -	21
	600 Total	8,609.33	346,400.00	32,212.01	131,637.82	214,762.18 -	38
01-700-3325	Solid Waste Collection Fee	0.00	475,000.00	0.00	127,051.00	347,949.00 -	27
01-700-3440	Utility Penalty Revenue-Trash	1,070.54	7,500.00	956.24	5,129.51	2,370.49 -	68
	700 Total	1,070.54	482,500.00	956.24	132,180.51	350,319.49 -	27
01-900-1420	Accounts Receivable-Reimb Wash	6,704.60	0.00	3,470.25	13,626.35	13,626.35	0
	GENERAL FUND Revenue Totals	497,443.23	4,314,271.00	417,657.56	3,805,128.05	509,142.95 -	88

<u>Expenditure Account</u>	<u>Description</u>	<u>Prior Yr Expd</u>	<u>Budgeted</u>	<u>Current Expd</u>	<u>YTD Expended</u>	<u>Unexpended</u>	<u>% Expd</u>
01-000-0000	GENERAL FUND	0.00	0.00	0.00	0.00	0.00	0
01-100-4000	SALARIES & WAGES	0.00	0.00	0.00	0.00	0.00	0
01-100-4100	Salaries	14,325.20	162,244.00	12,349.81	64,845.50	97,398.50	40
01-100-4116	Salaries/Other	0.00	572.00	0.00	0.00	572.00	0
01-100-4130	Payroll Taxes	1,075.18	12,457.00	923.66	4,835.60	7,621.40	39
01-100-4135	Pension Contribution/Town	794.60	9,101.00	690.07	3,603.73	5,497.27	40
01-100-4140	Health Insurance	1,691.50	19,787.00	252.60 -	5,384.56	14,402.44	27
01-100-4145	Worker's Compensation Insuranc	0.00	359.00	0.00	3,708.50	3,349.50 -	***
01-100-4200	OTHER EXPENSE	0.00	0.00	0.00	0.00	0.00	0
01-100-4205	Utilities	0.00	16,000.00	1,354.16	4,874.60	11,125.40	30
01-100-4210	Gasoline Fuel Oil	115.24	1,000.00	153.26	201.74	798.26	20
01-100-4220	Telephone	0.00	2,500.00	319.40	2,812.63	312.63 -	113
01-100-4230	Service Charges Bank Fees et	0.00	0.00	511.06	2,777.53	2,777.53 -	0
01-100-4240	Office Expenses misc	1,580.76	20,000.00	321.50	4,636.04	15,363.96	23
01-100-4250	Professional Expenses	1,197.38	28,000.00	385.54	14,783.93	13,216.07	53
01-100-4260	Professional/Contracted Servic	13,243.42	120,000.00	7,170.64	42,959.44	77,040.56	36
01-100-4270	General Liability Insurance	657.02	12,137.00	0.00	8,405.73	3,731.27	69

TOWN OF GEORGETOWN
Statement of Revenue and Expenditures

10/23/2023
12:53 PM

<u>Expenditure Account</u>	<u>Description</u>	<u>Prior Yr Expd</u>	<u>Budgeted</u>	<u>Current Expd</u>	<u>YTD Expended</u>	<u>Unexpended</u>	<u>% Expd</u>
01-100-4280	Maintenance & Supplies/buildin	191.00	10,000.00	0.00	201.00	9,799.00	2
01-100-4282	Maintenance & Supplies/equipme	0.00	0.00	0.00	4,316.35	4,316.35 -	0
01-100-4300	Special Events	0.00	0.00	1,000.00	11,500.00	11,500.00 -	0
01-100-4320	Donations	0.00	15,000.00	0.00	750.00	14,250.00	5
01-100-4530	Interest Expense	4,227.74	48,512.00	4,121.99	20,430.80	28,081.20	42
01-100-4531	Principal Payment- Debt Service USDA	3,646.26	45,976.00	3,752.01	18,939.20	27,036.80	41
01-100-4700	Capital Expenditures	0.00	0.00	0.00	12,700.00	12,700.00 -	0
01-100-4900	Lease Expense - General	396.68	4,760.00	396.68	1,983.40	2,776.60	42
	100 Total	43,141.98	528,405.00	33,197.18	234,650.28	293,754.72	44
01-101-4000	SALARIES & WAGES	0.00	0.00	0.00	0.00	0.00	0
01-101-4100	Salaries/Mayor & Council	0.00	3,000.00	0.00	0.00	3,000.00	0
01-101-4130	Payroll Taxes	0.00	230.00	0.00	0.00	230.00	0
01-101-4200	OTHER EXPENSE	0.00	0.00	0.00	0.00	0.00	0
01-101-4250	Professional Expenses	0.00	4,900.00	0.00	1,274.05	3,625.95	26
01-101-4325	Meetings & Conferences	0.00	3,500.00	626.62	2,313.46	1,186.54	66
	101 Total	0.00	11,630.00	626.62	3,587.51	8,042.49	31
01-200-4000	SALARIES & WAGES	0.00	0.00	0.00	0.00	0.00	0
01-200-4100	Salaries	133,509.04	1,818,397.00	120,745.15	633,035.56	1,185,361.44	35
01-200-4115	Workers Compensation Pay	79.34	0.00	0.00	0.00	0.00	0
01-200-4116	Salaries/Other	0.00	6,423.00	0.00	2,500.00	3,923.00	39
01-200-4120	Salaries/Overtime	5,614.65	80,000.00	9,773.84	46,660.30	33,339.70	58
01-200-4124	Salaries/Overtime/Contract	6,500.85	0.00	10,367.07	48,578.33	48,578.33 -	0
01-200-4125	Salaries/Overtime/Court	871.82	22,500.00	969.24	4,400.36	18,099.64	20
01-200-4130	Payroll Taxes	11,215.81	147,440.00	10,860.86	55,473.67	91,966.33	38
01-200-4134	Pension Contribution/Grant	13,247.91	0.00	13,818.78	69,338.56	69,338.56 -	0
01-200-4135	Pension Contribution/Town	721.24	221,137.00	460.99	2,468.30	218,668.70	1

TOWN OF GEORGETOWN
Statement of Revenue and Expenditures

10/23/2023
12:53 PM

<u>Expenditure Account</u>	<u>Description</u>	<u>Prior Yr Expd</u>	<u>Budgeted</u>	<u>Current Expd</u>	<u>YTD Expended</u>	<u>Unexpended</u>	<u>% Expd</u>
01-200-4140	Health Insurance	22,877.05	338,868.00	296.22	65,048.08	273,819.92	19
01-200-4145	Worker's Compensation Insuranc	0.00	49,417.00	0.00	50,949.34	1,532.34 -	103
01-200-4200	OTHER EXPENSE	0.00	0.00	0.00	0.00	0.00	0
01-200-4205	Utilities	0.00	9,500.00	751.74	2,917.18	6,582.82	31
01-200-4210	Gasoline Fuel Oil	1,041.51	50,000.00	5,146.52	20,615.95	29,384.05	41
01-200-4220	Telephone	1,111.76	20,000.00	1,534.97	5,935.05	14,064.95	30
01-200-4240	Office Expenses misc	1,431.54	60,000.00	39,917.50	86,821.84	26,821.84 -	145
01-200-4250	Professional Expenses	5,291.87	25,000.00	1,659.42	18,161.38	6,838.62	73
01-200-4260	Professional/Contracted Servic	20,743.36	75,000.00	25,780.00	89,302.28	14,302.28 -	119
01-200-4270	General Liability Insurance	7,913.22	91,515.00	0.00	96,401.90	4,886.90 -	105
01-200-4280	Maintenance & Supplies/buildin	593.64	20,000.00	3,329.60	6,418.60	13,581.40	32
01-200-4281	Maintenance & Supplies/vehicle	2,780.75	30,000.00	2,338.09	4,943.43	25,056.57	16
01-200-4282	Maintenance & Supplies/equipme	0.00	5,000.00	0.00	0.00	5,000.00	0
01-200-4283	Maintenance & Supplies/streets	141.57	0.00	0.00	0.00	0.00	0
01-200-4700	Capital Expenditures	0.00	153,000.00	0.00	0.00	153,000.00	0
01-200-4900	Lease Expense - PD	6,218.97	53,890.00	6,632.38	30,349.50	23,540.50	56
200 Total		241,905.90	3,277,087.00	254,382.37	1,340,319.61	1,936,767.39	41
01-205-4000	SALARIES & WAGES/VICTIM'S ADVOCATE	0.00	0.00	0.00	0.00	0.00	0
01-205-4100	Salaries/VA	1,767.26	55,492.00	4,184.88	21,013.44	34,478.56	38
01-205-4116	Salaries/Other/VA	0.00	280.00	0.00	0.00	280.00	0
01-205-4130	Payroll Taxes/VA	125.75	4,265.00	314.73	1,594.98	2,670.02	37
01-205-4135	Pension Contribution/Town/VA	98.09	3,118.00	233.92	1,184.58	1,933.42	38
01-205-4140	Health Insurance/VA	1,837.28	18,168.00	0.00	3,850.57	14,317.43	21
01-205-4145	Worker's Comp/VA	0.00	59.00	0.00	0.00	59.00	0
01-205-4200	OTHER EXPENSE/VICTIM'S ADVOCATE	0.00	0.00	0.00	0.00	0.00	0
01-205-4325	Meetings & Conferences/VA	0.00	0.00	806.95	2,135.20	2,135.20 -	0
01-205-4440	Office Supplies/VA	1,941.35	0.00	0.00	0.00	0.00	0

TOWN OF GEORGETOWN
Statement of Revenue and Expenditures

10/23/2023
12:53 PM

<i>Expenditure Account</i>	<i>Description</i>	<i>Prior Yr Expd</i>	<i>Budgeted</i>	<i>Current Expd</i>	<i>YTD Expended</i>	<i>Unexpended</i>	<i>% Expd</i>
	205 Total	5,769.73	81,382.00	5,540.48	29,778.77	51,603.23	37
01-206-4000	SALARIES & WAGES/ DV&SA INVESTIGATOR	0.00	0.00	0.00	0.00	0.00	0
01-224-4120	Salaries/Overtime/DUI	2,344.19	0.00	2,528.34	2,791.94	2,791.94 -	0
01-300-4000	SALARIES & WAGES	0.00	0.00	0.00	0.00	0.00	0
01-300-4100	Salaries	21,742.87	247,023.00	18,992.12	98,839.74	148,183.26	40
01-300-4116	Salaries/Other	0.00	1,113.00	0.00	0.00	1,113.00	0
01-300-4120	Salaries/Overtime	643.03	5,250.00	755.55	1,028.43	4,221.57	20
01-300-4130	Payroll Taxes	1,803.98	19,384.00	1,593.61	8,071.96	11,312.04	42
01-300-4135	Pension Contribution/Town	1,353.38	14,164.00	1,200.87	6,072.65	8,091.35	43
01-300-4140	Health Insurance	7,051.76	64,912.00	45.44 -	16,910.34	48,001.66	26
01-300-4145	Worker's Compensation Insuranc	0.00	6,313.00	0.00	6,493.39	180.39 -	103
01-300-4200	OTHER EXPENSE	0.00	0.00	0.00	0.00	0.00	0
01-300-4205	Utilities	335.81	165,000.00	14,001.33	51,955.72	113,044.28	31
01-300-4210	Gasoline Fuel Oil	753.37	20,000.00	2,754.34	3,646.38	16,353.62	18
01-300-4215	Chemicals	269.98	10,000.00	179.98	5,205.00	4,795.00	52
01-300-4220	Telephone	0.00	5,000.00	342.70	2,935.14	2,064.86	59
01-300-4240	Office Expenses misc	167.50	10,000.00	83.34	1,818.56	8,181.44	18
01-300-4250	Professional Expenses	692.18	5,000.00	152.59	5,945.01	945.01 -	119
01-300-4260	Professional/Contracted Servic	2,129.75	45,000.00	2,065.00	38,709.65	6,290.35	86
01-300-4270	General Liability Insurance	2,118.19	25,973.00	0.00	25,598.67	374.33	99
01-300-4280	Maintenance & Supplies/buildin	282.24	12,500.00	1,067.17	11,990.00	510.00	96
01-300-4281	Maintenance & Supplies/vehicle	868.06	15,000.00	157.19	954.12	14,045.88	6
01-300-4282	Maintenance & Supplies/equipme	949.28	20,000.00	1,043.30	61,151.49	41,151.49 -	306
01-300-4283	Maintenance & Supplies/streets	1,374.97	30,000.00	15,589.67	17,275.55	12,724.45	58
01-300-4290	Maintenance & Supplies/Stage	0.00	1,000.00	0.00	0.00	1,000.00	0
01-300-4300	Special Events	0.00	1,000.00	0.00	0.00	1,000.00	0
01-300-4700	Capital Expenditures	0.00	47,000.00	0.00	154,331.60	107,331.60 -	328

TOWN OF GEORGETOWN
Statement of Revenue and Expenditures

10/23/2023
12:53 PM

<u>Expenditure Account</u>	<u>Description</u>	<u>Prior Yr Expd</u>	<u>Budgeted</u>	<u>Current Expd</u>	<u>YTD Expended</u>	<u>Unexpended</u>	<u>% Expd</u>
01-300-4900	Lease Expense - Streets	784.45	9,413.00	0.00	3,013.80	6,399.20	32
	300 Total	43,320.80	780,045.00	59,933.32	521,947.20	258,097.80	67
01-600-4000	SALARIES & WAGES	0.00	0.00	0.00	0.00	0.00	0
01-600-4100	Salaries	7,898.59	90,088.00	6,907.02	35,934.37	54,153.63	40
01-600-4116	Salaries/Other	0.00	356.00	0.00	0.00	356.00	0
01-600-4120	Salaries/Overtime	0.00	250.00	0.00	0.00	250.00	0
01-600-4130	Payroll Taxes	590.20	6,938.00	512.76	2,669.98	4,268.02	38
01-600-4135	Pension Contribution/Town	437.53	5,070.00	385.37	1,997.96	3,072.04	39
01-600-4140	Health Insurance	1,815.79	12,599.00	187.60 -	4,040.14	8,558.86	32
01-600-4145	Worker's Compensation Insuranc	0.00	641.00	0.00	2,047.47	1,406.47 -	319
01-600-4200	OTHER EXPENSE	0.00	0.00	0.00	0.00	0.00	0
01-600-4220	Telephone	0.00	5,000.00	631.26	2,487.05	2,512.95	50
01-600-4240	Office Expenses misc	967.77	9,000.00	508.84	1,995.76	7,004.24	22
01-600-4250	Professional Expenses	318.15	89,000.00	152.59	4,124.61	84,875.39	5
01-600-4260	Professional/Contracted Servic	1,951.04	65,000.00	7,465.06	56,994.14	8,005.86	88
01-600-4270	General Liability Insurance	230.70	4,063.00	0.00	4,007.48	55.52	99
	600 Total	14,209.77	288,005.00	16,375.30	116,298.96	171,706.04	40
01-700-4520	Solid Waste Collection Fee	39,826.30	475,000.00	40,873.96	202,938.44	272,061.56	43
	GENERAL FUND Expenditure Totals	390,518.67	5,441,554.00	413,457.57	2,452,312.71	2,989,241.29	45

01 GENERAL FUND	<u>Prior</u>	<u>Current</u>	<u>YTD</u>
Revenues:	497,443.23	417,657.56	3,805,128.05
Expenditures:	390,518.67	413,457.57	2,452,312.71
Net Income:	106,924.56	4,199.99	1,352,815.34

TOWN OF GEORGETOWN
Statement of Revenue and Expenditures

10/23/2023
12:53 PM

<u>Revenue Account</u>	<u>Description</u>	<u>Prior Yr Rev</u>	<u>Anticipated</u>	<u>Curr Rev</u>	<u>YTD Rev</u>	<u>Excess/Deficit</u>	<u>% Real</u>
02-400-3110	Restricted Interest	108.98	0.00	0.00	0.00	0.00	0
02-400-3175	Investment Income/Loss	0.00	0.00	290.71	1,431.58	1,431.58	0
02-400-3216	Miscellaneous Water Revenue	100.00	0.00	400.00	1,400.00	1,400.00	0
02-400-3320	Reconnect Fee	2,000.00	0.00	0.00	2,200.00	2,200.00	0
02-400-3330	Utility Impact Fee	15,973.92	0.00	58,313.50	93,793.50	93,793.50	0
02-400-3365	Utility Service Charge Revenue	6.21	1,425,000.00	1,500.00	327,219.82	1,097,780.18 -	23
02-400-3440	Utility Penalty Revenue-Water	1,652.70	13,500.00	1,453.37	9,057.98	4,442.02 -	67
02-400-3515	Misc. Grant Receipts	0.00	0.00	0.00	500,000.00	500,000.00	0
02-400-3639	Returned Check Fee	30.00	0.00	0.00	60.00	60.00	0
	400 Total	19,871.81	1,438,500.00	61,957.58	935,162.88	503,337.12 -	65

WATER FUND Revenue Totals	19,871.81	1,438,500.00	61,957.58	935,162.88	503,337.12 -	65
----------------------------------	------------------	---------------------	------------------	-------------------	---------------------	-----------

<u>Expenditure Account</u>	<u>Description</u>	<u>Prior Yr Expd</u>	<u>Budgeted</u>	<u>Current Expd</u>	<u>YTD Expended</u>	<u>Unexpended</u>	<u>% Expd</u>
02-000-0000	WATER FUND	0.00	0.00	0.00	0.00	0.00	0
02-400-4000	SALARIES & WAGES	0.00	0.00	0.00	0.00	0.00	0
02-400-4100	Salaries	42,340.86	481,030.00	36,735.99	191,121.69	289,908.31	40
02-400-4116	Salaries/Other	0.00	1,806.00	0.00	0.00	1,806.00	0
02-400-4120	Salaries/Overtime	214.35	6,500.00	552.55	3,943.81	2,556.19	61
02-400-4130	Payroll Taxes	3,025.31	37,434.00	2,652.33	13,912.76	23,521.24	37
02-400-4135	Pension Contribution/Town	2,251.48	27,354.00	1,988.00	10,396.90	16,957.10	38
02-400-4140	Health Insurance	6,723.66	93,519.00	68.32 -	15,845.52	77,673.48	17
02-400-4145	Worker's Compensation Insuranc	0.00	7,045.00	0.00	11,911.40	4,866.40 -	169
02-400-4200	OTHER EXPENSE	0.00	0.00	0.00	0.00	0.00	0
02-400-4205	Utilities	0.00	60,000.00	4,195.97	18,487.06	41,512.94	31
02-400-4210	Gasoline Fuel Oil	213.27	4,000.00	258.33	478.14	3,521.86	12
02-400-4215	Chemicals	3,353.08	75,000.00	6,874.36	25,621.15	49,378.85	34
02-400-4220	Telephone	134.40	5,000.00	431.76	2,318.95	2,681.05	46

TOWN OF GEORGETOWN
Statement of Revenue and Expenditures

10/23/2023
12:53 PM

<u>Expenditure Account</u>	<u>Description</u>	<u>Prior Yr Expd</u>	<u>Budgeted</u>	<u>Current Expd</u>	<u>YTD Expended</u>	<u>Unexpended</u>	<u>% Expd</u>
02-400-4240	Office Expenses misc	925.99	8,000.00	1,246.00	3,157.01	4,842.99	39
02-400-4250	Professional Expenses	258.18	12,000.00	152.59	5,792.27	6,207.73	48
02-400-4260	Professional/Contracted Servic	192.25	70,000.00	3,379.02	62,744.11	7,255.89	90
02-400-4270	General Liability Insurance	1,472.89	19,090.00	0.00	18,014.94	1,075.06	94
02-400-4280	Maintenance & Supplies/buildin	176.75	20,000.00	507.53	6,156.37	13,843.63	31
02-400-4281	Maintenance & Supplies/vehicle	251.88	6,000.00	84.35	423.07	5,576.93	7
02-400-4282	Maintenance & Supplies/equipme	654.70	14,000.00	226.15	960.48	13,039.52	7
02-400-4283	Maintenance & Supplies/streets	180.92	10,000.00	0.00	0.00	10,000.00	0
02-400-4284	Maintenance & Supplies/water	331.56	20,000.00	7,675.06	17,258.13	2,741.87	86
02-400-4530	Interest Expense	0.00	14,143.00	0.00	3,579.47	10,563.53	25
02-400-4700	Capital Expenditures	0.00	0.00	0.00	1,000,000.00	1,000,000.00 -	0
400 Total		62,701.53	991,921.00	66,891.67	1,412,123.23	420,202.23 -	142
WATER FUND Expenditure Totals		62,701.53	991,921.00	66,891.67	1,412,123.23	420,202.23 -	142

02 WATER FUND	Prior	Current	YTD
Revenues:	19,871.81	61,957.58	935,162.88
Expenditures:	62,701.53	66,891.67	1,412,123.23
Net Income:	42,829.72 -	4,934.09 -	476,960.35 -

TOWN OF GEORGETOWN
Statement of Revenue and Expenditures

10/23/2023
12:53 PM

<u>Revenue Account</u>	<u>Description</u>	<u>Prior Yr Rev</u>	<u>Anticipated</u>	<u>Curr Rev</u>	<u>YTD Rev</u>	<u>Excess/Deficit</u>	<u>% Real</u>
03-500-3110	Restricted Interest	1,327.23 -	0.00	0.00	587.54	587.54	0
03-500-3175	Investment Income/Loss	0.00	0.00	0.00	2,343.58	2,343.58	0
03-500-3330	Utility Impact Fee/Sewer	3,607.50	0.00	88,800.00	251,600.00	251,600.00	0
03-500-3365	Utility Service Charge Revenue	21.50 -	2,075,000.00	0.00	496,393.56	1,578,606.44 -	24
03-500-3375	Sewer Debt Reduction Fee	0.00	20,000.00	0.00	5,073.65	14,926.35 -	25
03-500-3440	Utility Penalty Revenue-Sewer	2,125.06	19,000.00	1,847.15	11,418.45	7,581.55 -	60
03-500-3630	State Service Cntr R&M Income	0.00	15,000.00	0.00	0.00	15,000.00 -	0
03-500-3635	Miscellaneous Revenue	0.00	8,500.00	0.00	4,087.55	4,412.45 -	48
	500 Total	4,383.83	2,137,500.00	90,647.15	771,504.33	1,365,995.67 -	36
SEWER FUND Revenue Totals		4,383.83	2,137,500.00	90,647.15	771,504.33	1,365,995.67 -	36

<u>Expenditure Account</u>	<u>Description</u>	<u>Prior Yr Expd</u>	<u>Budgeted</u>	<u>Current Expd</u>	<u>YTD Expended</u>	<u>Unexpended</u>	<u>% Expd</u>
03-000-0000	SEWER FUND	0.00	0.00	0.00	0.00	0.00	0
03-500-4000	SALARIES & WAGES	0.00	0.00	0.00	0.00	0.00	0
03-500-4100	Salaries	48,566.35	565,168.00	40,709.87	210,059.31	355,108.69	37
03-500-4110	Salaries/State Pumping Station	1,160.42	0.00	948.47	4,559.77	4,559.77 -	0
03-500-4116	Salaries/Other	0.00	2,150.00	0.00	0.00	2,150.00	0
03-500-4120	Salaries/Overtime	107.91	5,600.00	378.17	1,881.79	3,718.21	34
03-500-4127	Salaries/Overtime/State Pumpin	35.97	0.00	48.99	167.29	167.29 -	0
03-500-4130	Payroll Taxes	3,706.98	43,828.00	3,127.08	16,081.61	27,746.39	37
03-500-4135	Pension Contribution/Town	2,768.48	32,026.00	2,353.11	11,765.14	20,260.86	37
03-500-4140	Health Insurance	13,359.52	147,002.00	401.02 -	23,193.71	123,808.29	16
03-500-4145	Worker's Compensation Insuranc	0.00	9,128.00	0.00	14,647.90	5,519.90 -	160
03-500-4200	OTHER EXPENSE	0.00	0.00	0.00	0.00	0.00	0
03-500-4205	Utilities	14,912.82	165,000.00	18,687.79	69,771.48	95,228.52	42
03-500-4207	Utilities - St Pump	0.00	500.00	35.09	139.18	360.82	28
03-500-4210	Gasoline Fuel Oil	964.23	6,000.00	957.23	1,774.56	4,225.44	30

TOWN OF GEORGETOWN
Statement of Revenue and Expenditures

10/23/2023
12:53 PM

<u>Expenditure Account</u>	<u>Description</u>	<u>Prior Yr Expd</u>	<u>Budgeted</u>	<u>Current Expd</u>	<u>YTD Expended</u>	<u>Unexpended</u>	<u>% Expd</u>
03-500-4215	Chemicals	8,049.42	70,000.00	9,397.22	22,265.37	47,734.63	32
03-500-4220	Telephone	0.00	5,000.00	654.28	4,282.79	717.21	86
03-500-4240	Office Expenses misc	1,128.50	25,000.00	844.11	8,531.23	16,468.77	34
03-500-4250	Professional Expenses	842.18	5,000.00	427.59	5,969.29	969.29 -	119
03-500-4260	Professional/Contracted Servic	34,340.80	400,000.00	24,986.20	118,474.59	281,525.41	30
03-500-4270	General Liability Insurance	2,634.98	33,732.00	0.00	32,614.28	1,117.72	97
03-500-4280	Maintenance & Supplies/buildin	166.01	6,000.00	3,891.04	5,314.53	685.47	89
03-500-4281	Maintenance & Supplies/vehicle	122.98	4,000.00	70.87	1,776.18	2,223.82	44
03-500-4282	Maintenance & Supplies/equipme	3,048.17	14,000.00	384.13	8,690.63	5,309.37	62
03-500-4283	Maintenance & Supplies/streets	0.00	1,000.00	0.00	0.00	1,000.00	0
03-500-4284	Maintenance & Supplies/sewer	8,397.59 -	2,000.00	80.90	303.44	1,696.56	15
03-500-4285	Maint&Supplies/pump sta	545.01	55,000.00	564.30	18,746.21	36,253.79	34
03-500-4530	Interest Expense	0.00	105,240.00	0.00	53,616.93	51,623.07	51
03-500-4700	Capital Expenditures	0.00	30,000.00	0.00	100,141.00	70,141.00 -	334
03-500-4900	Lease Expense - Sewer	834.53	5,997.00	466.75	2,333.75	3,663.25	39
500 Total		128,897.67	1,738,371.00	108,612.17	737,101.96	1,001,269.04	42
SEWER FUND Expenditure Totals		128,897.67	1,738,371.00	108,612.17	737,101.96	1,001,269.04	42

03 SEWER FUND	<u>Prior</u>	<u>Current</u>	<u>YTD</u>
Revenues:	4,383.83	90,647.15	771,504.33
Expenditures:	128,897.67	108,612.17	737,101.96
Net Income:	124,513.84 -	17,965.02 -	34,402.37

TOWN OF GEORGETOWN
Statement of Revenue and Expenditures

10/23/2023
12:53 PM

<u>Revenue Account</u>	<u>Description</u>	<u>Prior Yr Rev</u>	<u>Anticipated</u>	<u>Curr Rev</u>	<u>YTD Rev</u>	<u>Excess/Deficit</u>	<u>% Real</u>
05-600-3300	Emergency Service Fund Buildin	0.00	0.00	6,460.92	26,175.12	26,175.12	0
EMERGENCY SERVICE FUND Revenue Totals		0.00	0.00	6,460.92	26,175.12	26,175.12	0

05 EMERGENCY SERVICE FUND	<u>Prior</u>	<u>Current</u>	<u>YTD</u>
Revenues:	0.00	6,460.92	26,175.12
Expenditures:	0.00	0.00	0.00
Net Income:	0.00	6,460.92	26,175.12

TOWN OF GEORGETOWN
Statement of Revenue and Expenditures

10/23/2023
12:53 PM

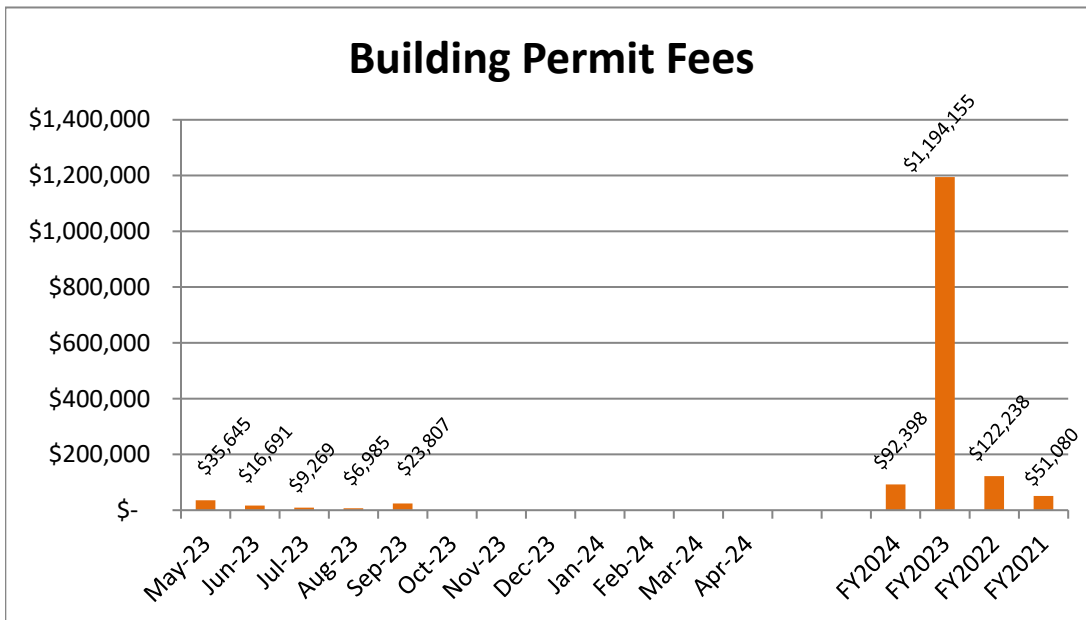
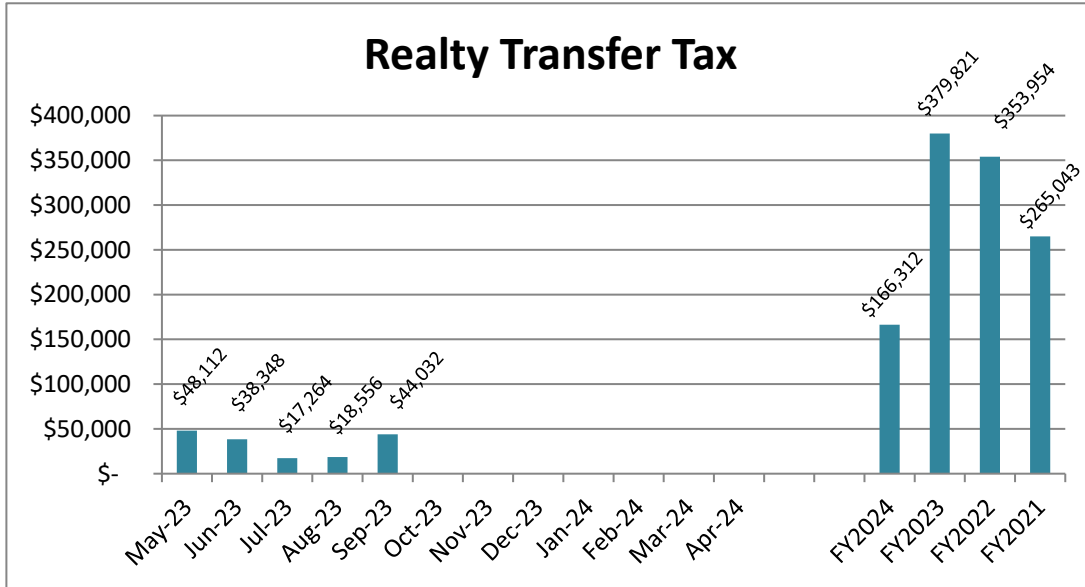
<u>Revenue Account</u>	<u>Description</u>	<u>Prior Yr Rev</u>	<u>Anticipated</u>	<u>Curr Rev</u>	<u>YTD Rev</u>	<u>Excess/Deficit</u>	<u>% Real</u>
06-600-3300	G.R.E.A.T. FUND	0.00	0.00	6,460.92	26,175.12	26,175.12	0
Fund 06 Revenue Totals		0.00	0.00	6,460.92	26,175.12	26,175.12	0

<u>Expenditure Account</u>	<u>Description</u>	<u>Prior Yr Expd</u>	<u>Budgeted</u>	<u>Current Expd</u>	<u>YTD Expended</u>	<u>Unexpended</u>	<u>% Expd</u>
06-100-4585	G.R.E.A.T. FUND DISBURSMENT	0.00	0.00	0.00	136,149.00	136,149.00 -	0
Fund 06 Expenditure Totals		0.00	0.00	0.00	136,149.00	136,149.00 -	0

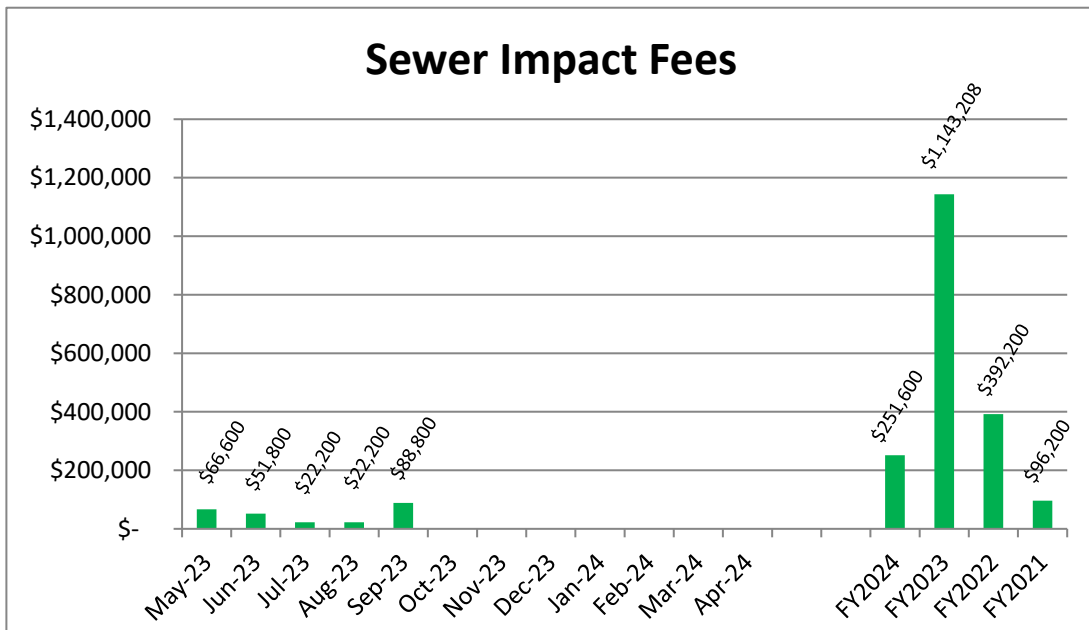
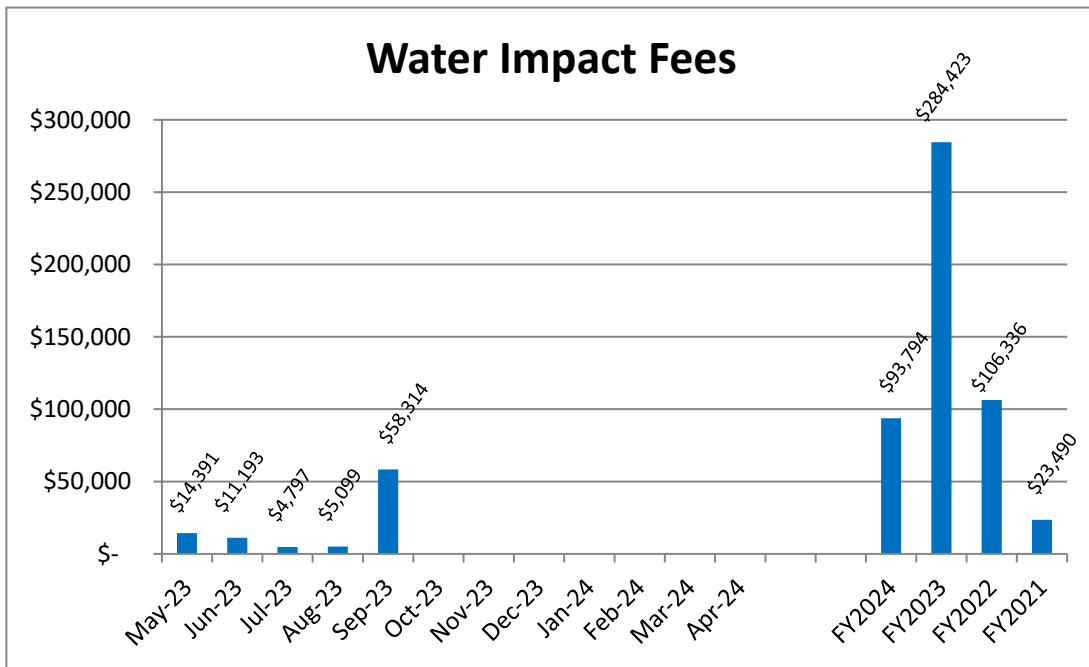
06 Fund	Prior	Current	YTD
Revenues:	0.00	6,460.92	26,175.12
Expenditures:	0.00	0.00	136,149.00
Net Income:	0.00	6,460.92	109,973.88 -

Grand Totals	Prior	Current	YTD
Revenues:	521,698.87	583,184.13	5,564,145.50
Expenditures:	582,117.87	588,961.41	4,737,686.90
Net Income:	60,419.00 -	5,777.28 -	826,458.60

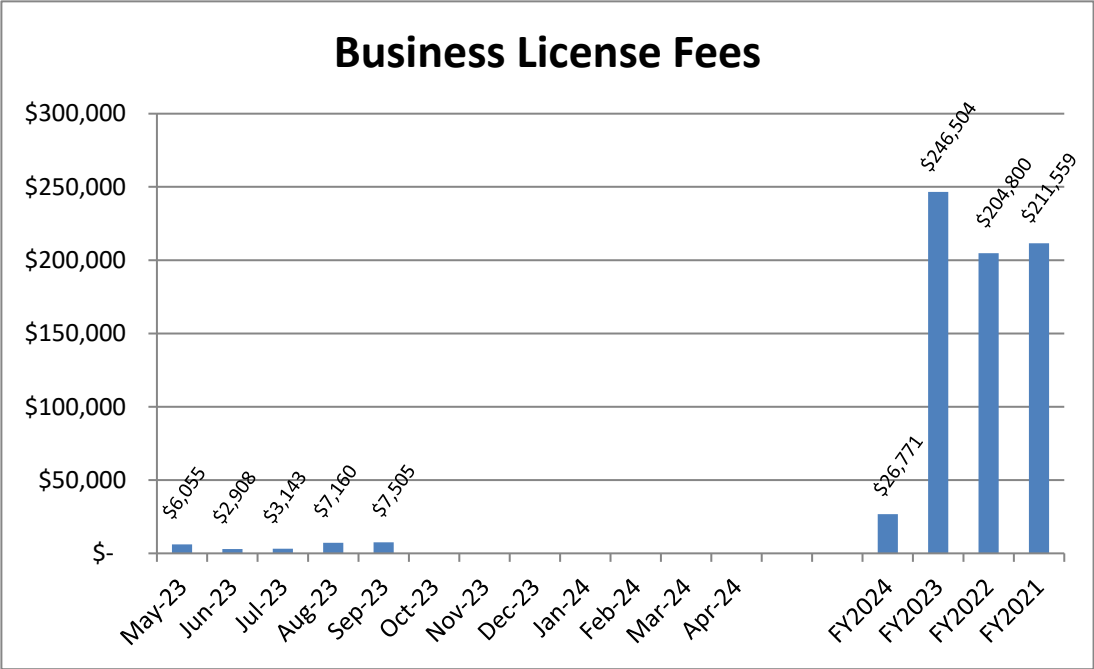
Key Revenue Items



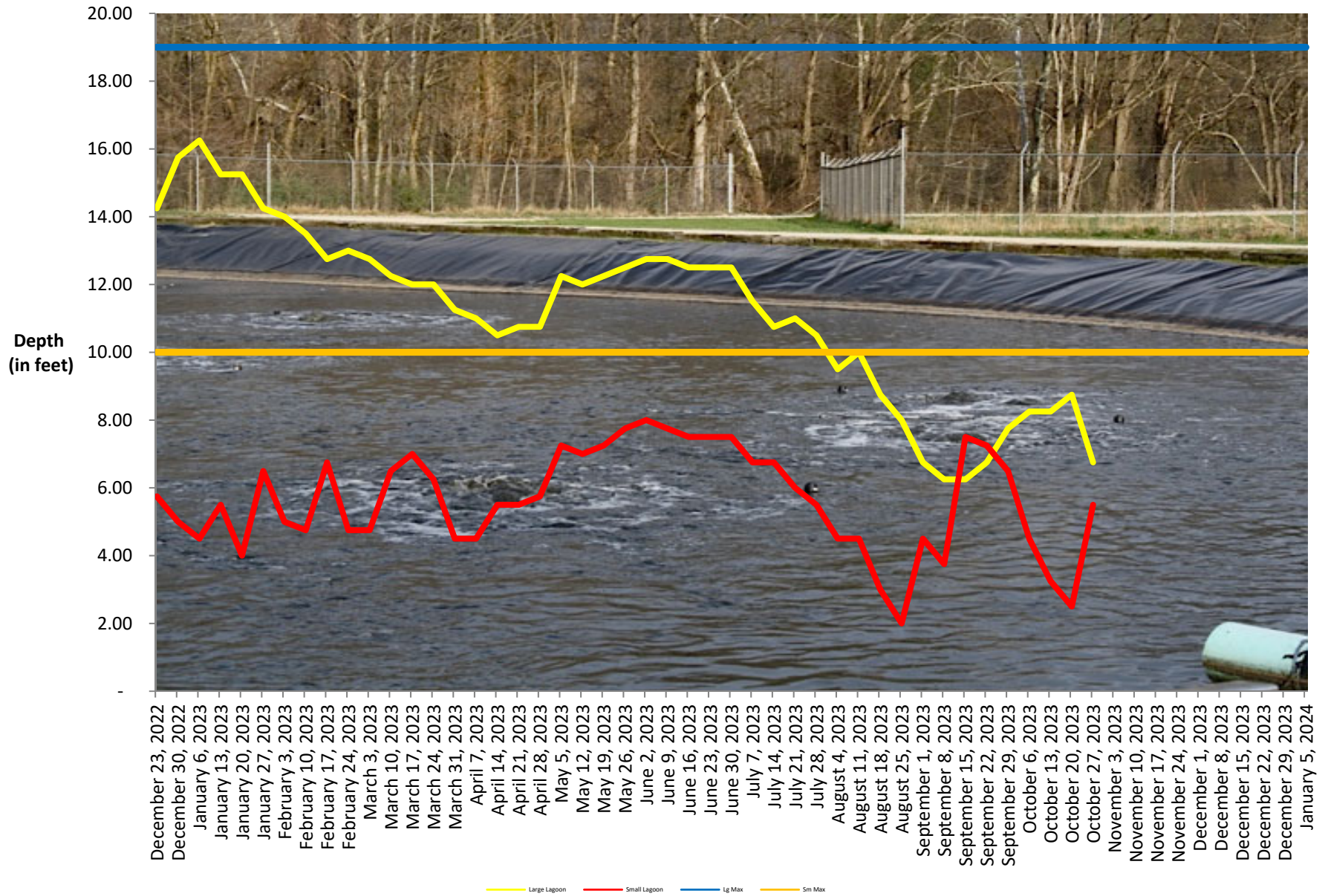
Key Revenue Items



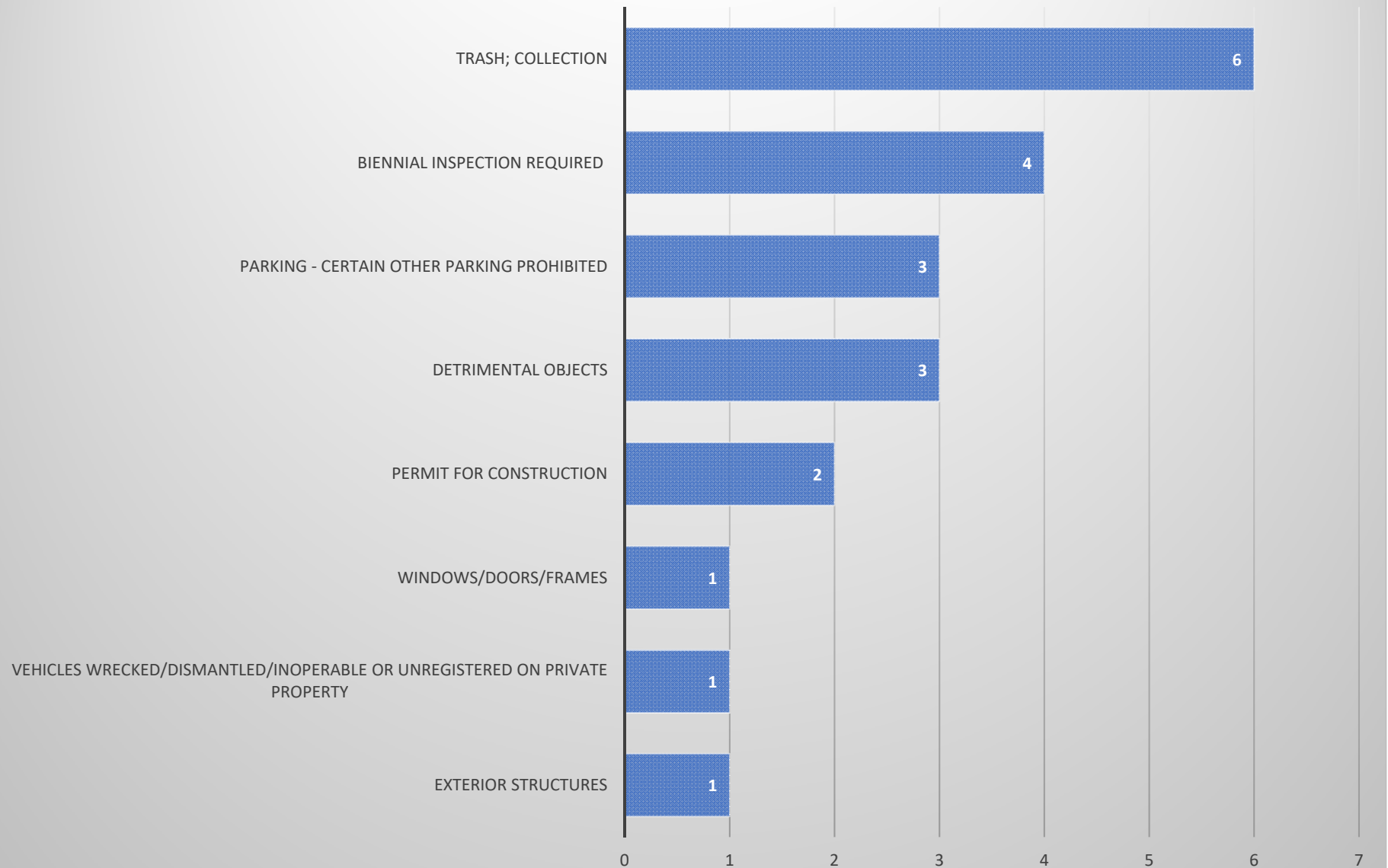
Key Revenue Items



WWTF Lagoon Depths



Code Violations October 20, 2023 to October 26, 2023

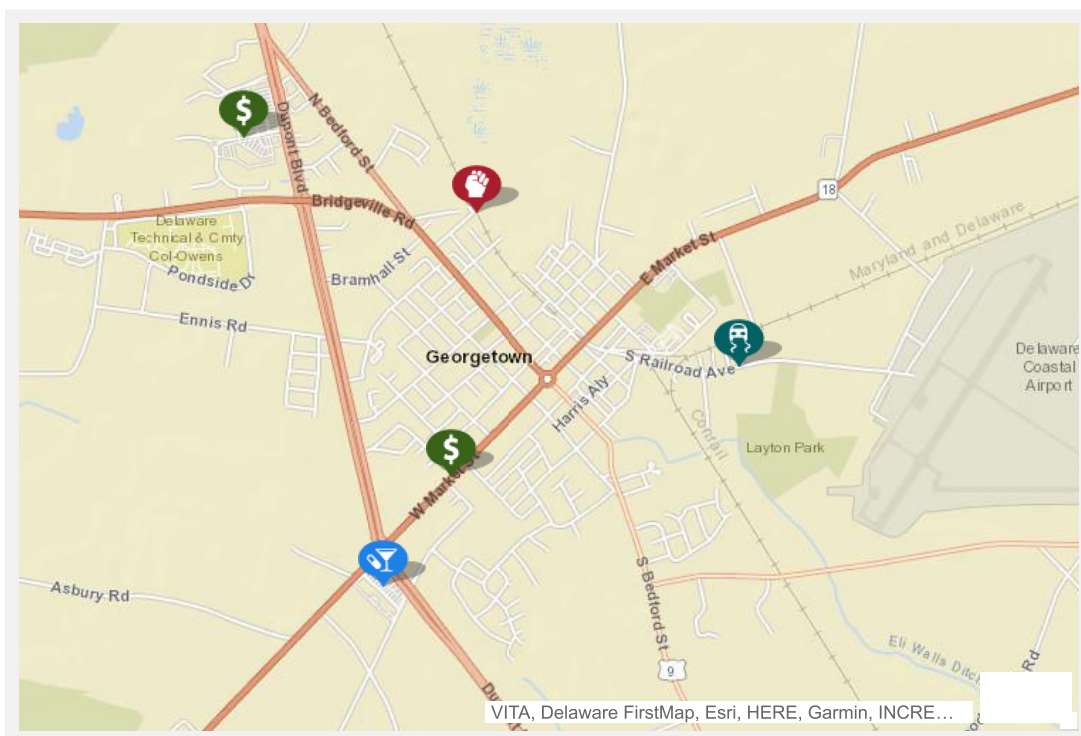


CrimeMapping.com Map

Friday, October 20, 2023 through Thursday, October 26, 2023

Showing crime types: Arson, Assault, Burglary, Disturbing the Peace, Drugs / Alcohol Violations, DUI, Fraud, Homicide, Motor Vehicle Theft, Robbery, Sex Crimes, Theft / Larceny, Vandalism, Vehicle Break-In / Theft, Weapons






☒ Show crime report ☐ Show crime chart



Grab the bottom/right borders to resize the map or the handle in the bottom right corner.

All representations on this map are distributed and transmitted "AS IS" without warranties of any kind, either express or implied including without limitation, warranties of title or implied warranties of merchantability or fitness for a particular purpose. In no event shall CrimeMapping.COM become liable to users of these data for any loss or damages, consequential or otherwise, including but not limited to time, money, goodwill, arising from the use, operation or modification of the data. The visual presentation of data is being provided strictly as a courtesy, not as an obligation to its users.

Crime Report

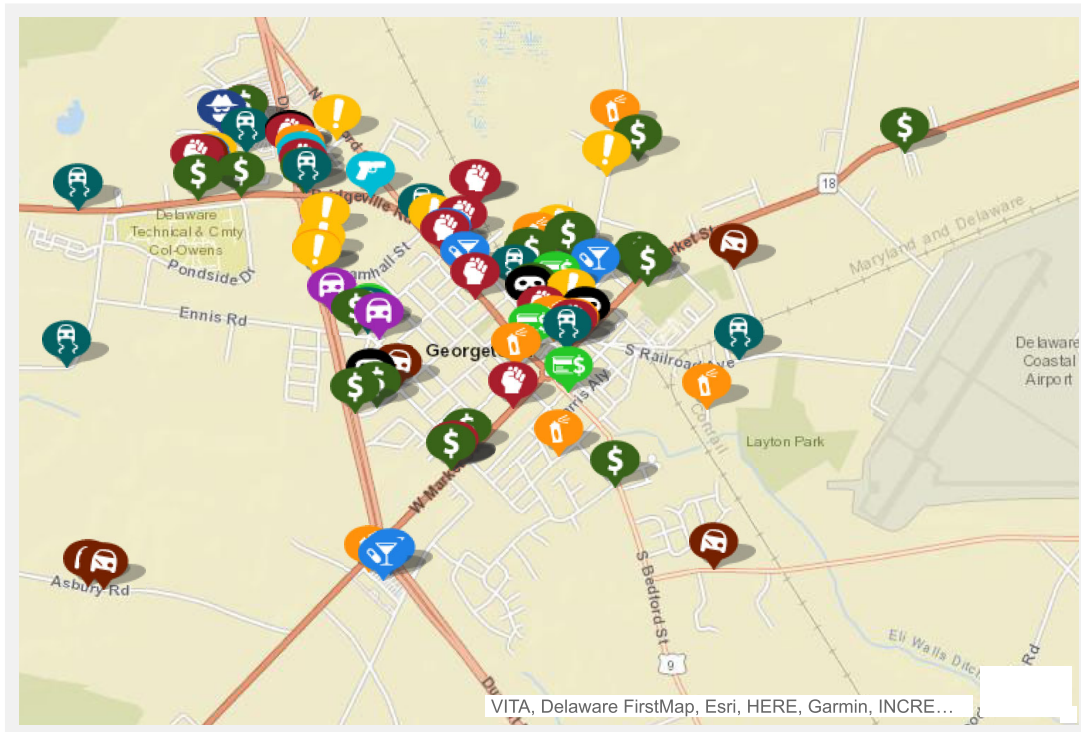
Type	Description	Incident #	Location	Agency	Date
	LARCENY/BICYCLES	8123006583	300 BLOCK NE MARKET ST	Georgetown Police	10/23/2023 8:58 AM
	DISORDERLY CONDUCT/LIQUOR INVOLVEMENT	8123006578	GEORGETOWN PLZ & DUPONT BLVD	Georgetown Police	10/22/2023 9:45 PM
	DRIVING UNDER THE INFLUENCE/LIQUOR	8123006555	300 BLOCK W RAILROAD AVE	Georgetown Police	10/22/2023 1:27 AM
	LARCENY/FROM BUILDING	8123006541	COLLEGE PARK E LA & CARMEAN WAY	Georgetown Police	10/21/2023 1:16 PM
	OFFENSIVE TOUCHING/OTHER ASSAULTS/NON-AGGRAVATED	8123006521	500 BLOCK DOUGLAS ST	Georgetown Police	10/20/2023 6:37 PM

CrimeMapping.com Map

Sunday, April 30, 2023 through Thursday, October 26, 2023

Showing crime types: Arson, Assault, Burglary, Disturbing the Peace, Drugs / Alcohol Violations, DUI, Fraud, Homicide, Motor Vehicle Theft, Robbery, Sex Crimes, Theft / Larceny, Vandalism, Vehicle Break-In / Theft, Weapons

☒ Show crime report ☐ Show crime chart



Grab the bottom/right borders to resize the map or the handle in the bottom right corner.

All representations on this map are distributed and transmitted "AS IS" without warranties of any kind, either express or implied including without limitation, warranties of title or implied warranties of merchantability or fitness for a particular purpose. In no event shall CrimeMapping.COM become liable to users of these data for any loss or damages, consequential or otherwise, including but not limited to time, money, goodwill, arising from the use, operation or modification of the data. The visual presentation of data is being provided strictly as a courtesy, not as an obligation to its users.

Crime Report

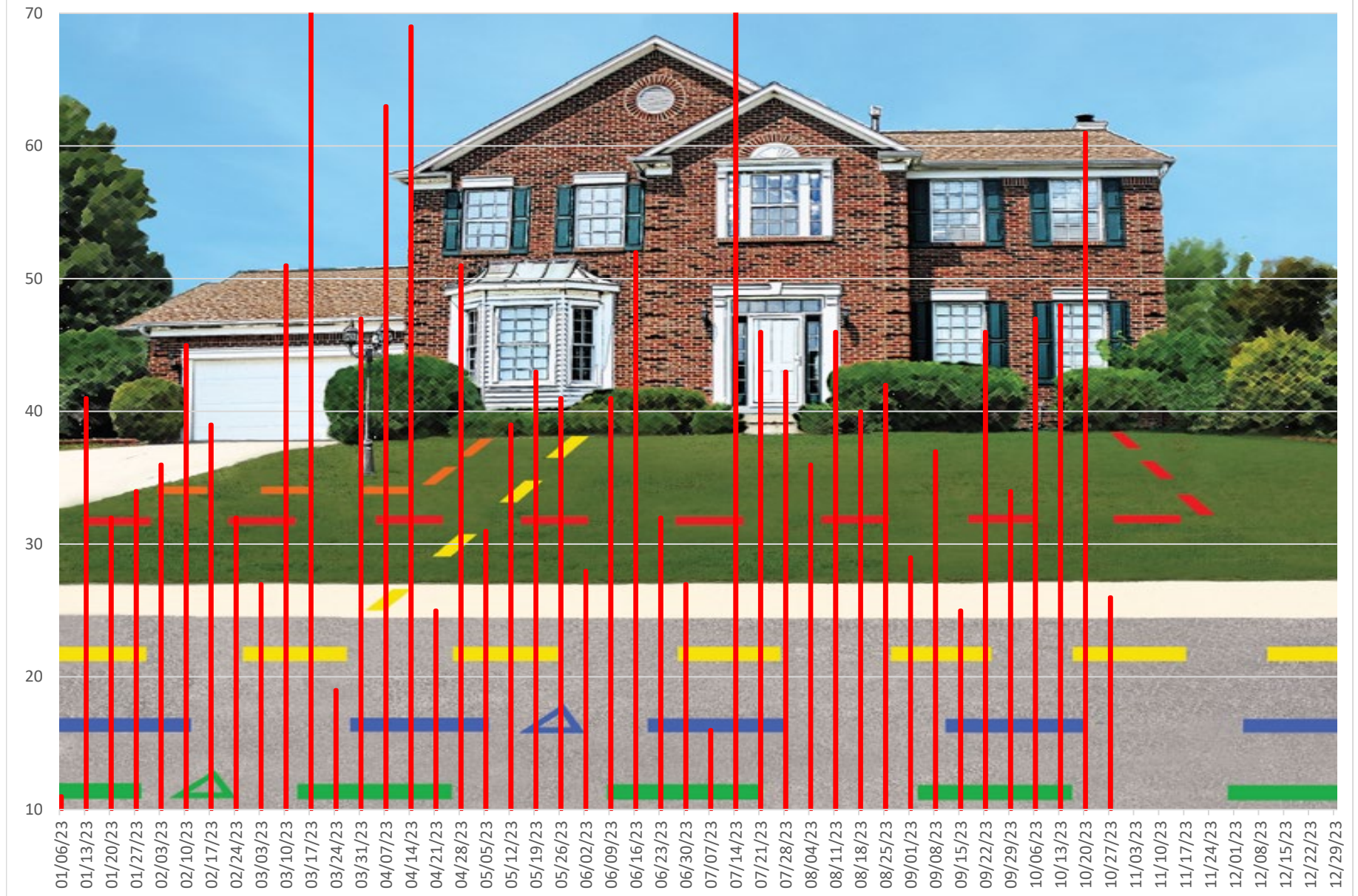
Type	Description	Incident #	Location	Agency	Date
	LARCENY/BICYCLES	8123006583	300 BLOCK NE MARKET ST	Georgetown Police	10/23/2023 8:58 AM
	DISORDERLY CONDUCT/LIQUOR INVOLVEMENT	8123006578	GEORGETOWN PLZ & DUPONT BLVD	Georgetown Police	10/22/2023 9:45 PM
	DRIVING UNDER THE INFLUENCE/LIQUOR	8123006555	300 BLOCK W RAILROAD AVE	Georgetown Police	10/22/2023 1:27 AM
	LARCENY/FROM BUILDING	8123006541	COLLEGE PARK E LA & CARMEAN WAY	Georgetown Police	10/21/2023 1:16 PM
	OFFENSIVE TOUCHING/OTHER ASSAULTS/NON-AGGRAVATED	8123006521	500 BLOCK DOUGLAS ST	Georgetown Police	10/20/2023 6:37 PM
	OFFENSIVE TOUCHING/OTHER ASSAULTS/NON-AGGRAVATED	8123006482	E. MARKET NE ST & EAST ALY	Georgetown Police	10/19/2023 4:22 PM
	LARCENY/FROM BANK FROM BUILDING	8123006436	200 BLOCK NE MARKET ST	Georgetown Police	10/18/2023 5:14 PM
	DISORDERLY CONDUCT/UNRELATED TO LIQUOR	8123006420	20700 BLOCK DUPONT BLVD	Georgetown Police	10/18/2023 7:29 AM
	DISORDERLY CONDUCT/LIQUOR INVOLVEMENT	8123006394	200 BLOCK NE LAUREL ST	Georgetown Police	10/16/2023 8:33 PM
	BURGLARY/NO FORCED ENTRY/RESIDENCE	8123006393	200 BLOCK NE E. MARKET ST	Georgetown Police	10/16/2023 7:10 PM
	VEHICLE THEFT LOCALLY STOLEN-LOCALLY RECOVER	8123006300	200 BLOCK DUNBARTON	Georgetown Police	10/13/2023 8:17 PM
	DAMAGE/PRIVATE PROPERTY	8123006295	100 BLOCK NE ADAMS ST	Georgetown Police	10/13/2023 5:46 PM
	BURGLARY/NO FORCED ENTRY/NONRESIDENCE	8123006288	100 BLOCK NE DEPOT ST	Georgetown Police	10/13/2023 12:06 PM
	LARCENY/FROM VEHICLE/NOT ATTACHED	8123006286	21600 BLOCK SW BIDEN AVE	Georgetown Police	10/13/2023 10:40 AM
	CARRYING PROHIBITED	8123006274	20500 BLOCK N DUPONT BLVD	Georgetown Police	10/13/2023 12:02 AM
	DISORDERLY CONDUCT/LIQUOR INVOLVEMENT	8123006264	000 BLOCK GEORGETOWN PLZ	Georgetown Police	10/12/2023 5:55 PM
	OFFENSIVE TOUCHING/OTHER ASSAULTS/NON-AGGRAVATED	8123006221	21600 BLOCK W BIDEN AVE	Georgetown Police	10/11/2023 10:56 AM
	INTIMIDATION/RECKLESS ENDANGER/TERRORISTIC THREAT/HARASSMENT/OTHER ASSAULTS/NON-AGGRAVATED	8123006197	300 BLOCK NE MARKET ST	Georgetown Police	10/10/2023 2:15 PM
	DAMAGE/BUSINESS PROPERTY	8123006188	000 BLOCK GEORGETOWN PLZ	Georgetown Police	10/10/2023 8:05 AM
	OFFENSIVE TOUCHING/OTHER ASSAULTS/NON-AGGRAVATED	8123006122	20500 BLOCK N DUPONT BLVD	Georgetown Police	10/6/2023 9:38 PM
	OFFENSIVE TOUCHING/OTHER ASSAULTS/NON-AGGRAVATED	8123006116	300 BLOCK NE MARKET ST	Georgetown Police	10/6/2023 2:09 PM
	DISORDERLY CONDUCT/LIQUOR INVOLVEMENT	8123006099	400 BLOCK RACE ST	Georgetown Police	10/6/2023 12:24 AM
	SIMPLE ASSAULT/NON-FAMILY/OTHER ASSAULTS/NON-AGGRAVATED	8123006097	100 BLOCK NW RACE ST	Georgetown Police	10/5/2023 11:33 PM
	BURGLARY/NO FORCED ENTRY/RESIDENCE	8123006098	1800 BLOCK BUNBARTON ST	Georgetown Police	10/5/2023 10:16 PM

Type	Description	Incident #	Location	Agency	Date
	HARASSING COMMUNICATION/PHONE/WIRE/MAIL ONLY	8123006087	SAVANNAH S RD & RUDD RD	Georgetown Police	10/5/2023 3:57 PM
	DISORDERLY CONDUCT/UNRELATED TO LIQUOR	8123006084	20700 BLOCK S DUPONT BLVD	Georgetown Police	10/5/2023 2:00 PM
	DISORDERLY CONDUCT/UNRELATED TO LIQUOR	8123006072	000 BLOCK SE RAILROAD AVENUE EAST	Georgetown Police	10/5/2023 6:04 AM
	FRAUD/ILLEGAL USE OF CREDIT CARDS	8123006061	100 BLOCK SE BEDFORD ST	Georgetown Police	10/4/2023 5:50 PM
	DISORDERLY CONDUCT/LIQUOR INVOLVEMENT	8123006057	21600 BLOCK SW BIDEN AVE	Georgetown Police	10/4/2023 2:35 PM
	LARCENY/FROM VEHICLE/NOT ATTACHED	8123006053	500 BLOCK SW DUNBARTON APTS	Georgetown Police	10/4/2023 11:53 AM
	DISORDERLY CONDUCT/UNRELATED TO LIQUOR	8123006049	20700 BLOCK S DUPONT BLVD	Georgetown Police	10/4/2023 10:06 AM
	DAMAGE/PRIVATE PROPERTY	8123006035	RACE NW ST & COOPER ALY	Georgetown Police	10/3/2023 6:51 PM
	LARCENY/FROM ALL OTHER YARDS	8123006021	200 BLOCK NE ROSA ST	Georgetown Police	10/3/2023 8:12 AM
	LARCENY/FROM BUILDING	8123006011	NORTH E ST & DUPONT BLVD	Georgetown Police	10/2/2023 8:54 PM
	INTIMIDATION/RECKLESS ENDANGER/TERRORISTIC THREAT/HARASSMENT/OTHER ASSAULTS/NON-AGGRAVATED	8123006002	500 BLOCK E COLLEGE PARK LA	Georgetown Police	10/2/2023 2:50 PM
	LARCENY/FROM BUILDING	8123006020	300 BLOCK NE MARKET ST	Georgetown Police	10/2/2023 2:30 PM
	DRIVING UNDER THE INFLUENCE	8123005986	ON NEW STREET 145.00 FEET NORTH EAST FROM NORTH RACE STREE	Georgetown Police	10/2/2023 5:24 AM
	DRIVING UNDER THE INFLUENCE		ON BEDFORD STREET SR18 30.47 FEET SOUTH EAST FROM BRAMHALL	Delaware State Police	10/2/2023 1:20 AM
	DRIVING UNDER THE INFLUENCE		ON BEDFORD STREET SR18 45.55 FEET EAST FROM DUPONT BOULEVAR	Delaware State Police	10/1/2023 8:12 PM
	DISORDERLY CONDUCT/UNRELATED TO LIQUOR	8123005975	200 BLOCK NE NORTH ST	Georgetown Police	10/1/2023 12:36 AM
	INTIMIDATION/RECKLESS ENDANGER/TERRORISTIC THREAT/HARASSMENT/OTHER ASSAULTS/NON-AGGRAVATED	8123005969	400 BLOCK SE BEDFORD ST	Georgetown Police	9/30/2023 7:41 PM
	LARCENY/SHOPLIFTING	8123005965	400 BLOCK MARKET ST	Georgetown Police	9/30/2023 7:11 PM
	DISORDERLY CONDUCT/LIQUOR INVOLVEMENT	8123005964	400 BLOCK NW N. BEDFORD ST	Georgetown Police	9/30/2023 5:30 PM
	DISORDERLY CONDUCT/UNRELATED TO LIQUOR	8123005960	500 BLOCK NW BEDFORD ST	Georgetown Police	9/30/2023 3:34 PM
	SIMPLE ASSAULT/NON-FAMILY/OTHER ASSAULTS/NON-AGGRAVATED	8123005958	500 BLOCK NE DOUGLAS ST	Georgetown Police	9/30/2023 2:17 PM
	INTIMIDATION/RECKLESS ENDANGER/TERRORISTIC THREAT/HARASSMENT/OTHER ASSAULTS/NON-AGGRAVATED	8123005944	20500 BLOCK S DUPONT BLVD	Georgetown Police	9/29/2023 10:46 PM

Type	Description	Incident #	Location	Agency	Date
	LARCENY/FROM ALL OTHER YARDS	8123005943	300 BLOCK NW RAILROAD AVENUE EAST	Georgetown Police	9/29/2023 10:36 PM
	DRIVING UNDER THE INFLUENCE/DRUGS	8123005937	500 BLOCK COLLEGE PARK LA	Georgetown Police	9/29/2023 6:50 PM
	DISORDERLY CONDUCT/UNRELATED TO LIQUOR	8123005932	21600 BLOCK SW BIDEN AVE	Georgetown Police	9/29/2023 1:43 PM
	LARCENY/FROM BUILDING	8123005893	000 BLOCK SE FRONT ST	Georgetown Police	9/27/2023 6:03 PM
	LARCENY/FROM BUILDING	8123005888	100 BLOCK NE DEPOT ST	Georgetown Police	9/27/2023 2:12 PM
	INTIMIDATION/RECKLESS ENDANGER/TERRORISTIC THREAT/HARASSMENT/OTHER ASSAULTS/NON-AGGRAVATED	8123005884	300 BLOCK NE MARKET ST	Georgetown Police	9/27/2023 10:28 AM
	DRIVING UNDER THE INFLUENCE/LIQUOR	8123005857	ON WEST NORTH STREET 587.59 FEET EAST FROM DUPONT BOULEVAR	Georgetown Police	9/26/2023 4:37 AM
	DAMAGE/BUSINESS PROPERTY	8123005843	20700 BLOCK S DUPONT BLVD	Georgetown Police	9/25/2023 12:41 PM
	LARCENY/CITY/STATE/TOWN/PROPER... FROM BUILDING	8123005840	21100 BLOCK COLLEGE DR	Georgetown Police	9/25/2023 10:47 AM
	LARCENY/FROM BUILDING	8123005833	20500 BLOCK N DUPONT BLVD	Georgetown Police	9/25/2023 12:39 AM
	LARCENY/FROM ALL OTHER YARDS	8123005812	300 BLOCK NW RAILROAD AVE	Georgetown Police	9/23/2023 4:28 PM
	DAMAGE/PRIVATE PROPERTY	8123005756	100 BLOCK NE TRACY ST	Georgetown Police	9/21/2023 7:02 PM
	DAMAGE/PUBLIC PROPERTY	8123005722	STEVENSON S LA & CONAWAY ST	Georgetown Police	9/20/2023 8:31 AM
	LARCENY/FROM BUILDING	8123005718	21100 BLOCK W COLLEGE DR	Georgetown Police	9/20/2023 6:55 AM
	LARCENY/SHOPLIFTING	8123005648	20900 BLOCK N DUPONT BLVD	Georgetown Police	9/18/2023 12:57 AM
	LARCENY/SHOPLIFTING	8123005640	400 BLOCK SW E. MARKET ST	Georgetown Police	9/17/2023 6:29 PM
	DAMAGE/PRIVATE PROPERTY	8123005594	100 BLOCK NE E. MARKET ST	Georgetown Police	9/15/2023 9:01 PM
	DRIVING UNDER THE INFLUENCE/LIQUOR		ON SEASHORE HIGHWAY SR18 490.51 FEET WEST FROM VAUGHN ROAD	Delaware State Police	9/11/2023 3:25 AM
	LARCENY/FROM BUILDING	8123005336	1600 BLOCK E DUNBARTON APTS	Georgetown Police	9/6/2023 6:37 AM
	LARCENY/SHOPLIFTING	8123005085	400 BLOCK NE MARKET ST	Georgetown Police	8/27/2023 1:46 PM
	BURGLARY/FORCED ENTRY/NONRESIDENCE	8123005083	20500 BLOCK S DUPONT BLVD	Georgetown Police	8/27/2023 11:11 AM
	BURGLARY/FORCED ENTRY/NONRESIDENCE	8123005082	20500 BLOCK S DUPONT BLVD	Georgetown Police	8/27/2023 11:11 AM
	DAMAGE/BUSINESS PROPERTY	8123005058	20500 BLOCK N DUPONT BLVD	Georgetown Police	8/26/2023 6:56 AM
	LARCENY/FROM BUILDING	8123004819	200 BLOCK NE ROSA ST	Georgetown Police	8/16/2023 4:01 PM
	LARCENY/FROM BUILDING		000 BLOCK S ROGERS AVE	Delaware State Police	8/16/2023 12:29 PM

Type	Description	Incident #	Location	Agency	Date
	DRIVING UNDER THE INFLUENCE/LIQUOR		ON E. MARKET STREET US9 69.95 FEET NORTH EAST FROM SOUTH RA	Delaware State Police	8/5/2023 1:17 AM
	CARRYING A CONCEALED DEADLY WEAPON/DEADLY INSTRUMENT/CCDW/CCDI	8123004500	BRIDGEVILLE NW RD & BEDFORD ST	Georgetown Police	8/3/2023 12:45 AM
	DISORDERLY CONDUCT/UNRELATED TO LIQUOR	8123004344	000 BLOCK SW GORDY ST	Georgetown Police	7/28/2023 3:54 PM
	DAMAGE/PRIVATE PROPERTY	8123004093	SAVANNAH N RD & SAVANNAH RD	Georgetown Police	7/17/2023 8:53 PM
	DRIVING UNDER THE INFLUENCE/DRUGS		ON VAUGHN ROAD 0.24 MILES SOUTH FROM ENNIS STREET 349.97	Delaware State Police	7/12/2023 9:46 AM
	DAMAGE/PRIVATE PROPERTY	8123003934	000 BLOCK SW LAUREL ST	Georgetown Police	7/11/2023 5:30 PM
	SIMPLE ASSAULT/NON-FAMILY/OTHER ASSAULTS/NON-AGGRAVATED	8123003681	400 BLOCK RACE ST	Georgetown Police	6/30/2023 12:26 AM
	LARCENY/FROM VEHICLE/NOT ATTACHED		22900 BLOCK E ASBURY RD	Delaware State Police	6/24/2023 8:50 AM
	LARCENY/FROM VEHICLE/NOT ATTACHED		23000 BLOCK E ASBURY RD	Delaware State Police	6/24/2023 7:20 AM
	INTIMIDATION/RECKLESS ENDANGER/TERRORISTIC THREAT/HARASSMENT/OTHER ASSAULTS/NON-AGGRAVATED	8123003511	000 BLOCK SW MARY ST	Georgetown Police	6/21/2023 11:31 AM
	LARCENY/FROM VEHICLE/NOT ATTACHED	8123003478	21500 BLOCK S PARK AVE	Georgetown Police	6/20/2023 5:51 AM
	THEFT/FALSE PRETENSE OR PROMISE	8123003468	100 BLOCK NE CEDAR ST	Georgetown Police	6/19/2023 3:00 PM
	VEHICLE THEFT	8123003254	20800 BLOCK S DUPONT BLVD	Georgetown Police	6/9/2023 9:05 PM
	ROBBERY/CARJACKING/STRONG-ARM HIGHWAY,STREET,ALLEY	8123003116	000 BLOCK E COLLEGE PARK LA	Georgetown Police	6/3/2023 5:23 PM
	OFFENSIVE TOUCHING/OTHER ASSAULTS/NON-AGGRAVATED	8123003022	21600 BLOCK SW BIDEN AVE	Georgetown Police	5/30/2023 9:55 PM
	LARCENY/VEHICLE PARTS/FROM AUTO/ATTACHED	8123002924	20600 BLOCK SAVANNAH RD	Georgetown Police	5/26/2023 7:00 PM
	OFFENSIVE TOUCHING/OTHER ASSAULTS/NON-AGGRAVATED	8123002833	W. MARKET SW ST & SOUTH LA	Georgetown Police	5/23/2023 8:06 AM
	PRESCRIPTION FRAUD	8123002675	100 BLOCK SW NORTH ST	Georgetown Police	5/16/2023 6:03 PM
	LARCENY/FROM VEHICLE/NOT ATTACHED	8123002447	100 BLOCK S BURTON ST	Georgetown Police	5/7/2023 2:36 PM
	FRAUD BY WIRE	8123002329	000 BLOCK NE LAUREL ST	Georgetown Police	5/2/2023 3:47 PM

Miss Utility Locate Tickets



Monthly Labor Review

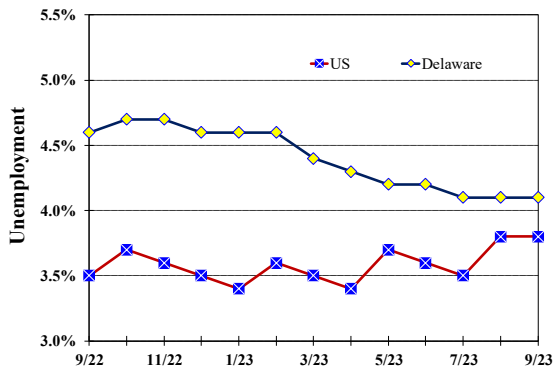
September 2023

Published October 24, 2023

Unemployment Rate

Delaware and US

September 2022 – September 2023



Monthly Commentary

Delaware's seasonally adjusted nonfarm jobs were 486,800 in September, their highest level ever, surpassing the previous high of 486,200 jobs in May 2023. Nonfarm seasonally adjusted jobs were 18,300 or 3.9 percent higher than before the pandemic. The *Professional and Business Services* industry led the over-the-month increase in seasonally adjusted jobs at 2,200. The *Leisure and Hospitality* industry had the greatest over-the-year increase in not-seasonally adjusted jobs at 5,100. The largest over-the-month decline was in *State Government*, which fell 600 jobs. The *Trade, Transportation, and Utilities* and *Other Services* supersectors tied for the greatest over-the-year decreases, each with a loss of 700 not-seasonally adjusted jobs.

Delaware Civilian Labor Force

Delaware Residents

	Sept. 2023	Aug. 2023	Sept. 2022
Civilian Labor Force	507,700	505,500	495,500
Employed	486,700	484,700	472,800
Unemployed	21,000	20,800	22,700
Unemployment Rate %	4.1	4.1	4.6
US Unemployment Rate %	3.8	3.8	3.5

Source: Delaware Dept. of Labor in cooperation with the US Dept. of Labor, Bureau of Labor Statistics.

Area Unemployment Rates (%)

	Sept. 2023	Aug. 2023	Sept. 2022
New Castle County	4.1	4.7	4.1
Wilmington	6.2	7.5	5.6
Newark	3.6	4.4	4.1
Kent County	4.5	5.4	4.9
Dover	5.8	6.8	6.7
Sussex County	3.8	3.9	4.1

Note: Area rates are not seasonally adjusted.

Source: Delaware Dept. of Labor in cooperation with the US Dept. of Labor, Bureau of Labor Statistics.

Hours & Earnings

All Employee (Total Private)

	Sept. 2023	Aug. 2023	Sept. 2022
Weekly Earnings	\$992.90	\$992.55	\$993.18
Weekly Hours	32.3	32.5	32.8
Hourly Earnings	\$30.74	\$30.54	\$30.28

Source: Delaware Dept. of Labor in cooperation with the US Dept. of Labor, Bureau of Labor Statistics.

Office of Occupational and Labor Market Information

For data questions, contact Tom Dougherty (302) 761-8062

Delaware Labor Force Trends

Delaware's seasonally adjusted unemployment rate in September 2023 was 4.1%, unchanged from August 2023. There were 21,000 unemployed Delawareans in September 2023 compared to 22,700 in September 2022. The US unemployment rate was 3.8% in September 2023, unchanged from August 2023. In September 2022, the US unemployment rate was 3.5%, while Delaware's rate was 4.6%.

In September 2023, seasonally adjusted nonfarm employment was 486,800, up from 483,600 in August 2023. Since September 2022, Delaware's total nonfarm jobs have increased by a net gain of 11,900, a rise of 2.5%. Nationally, jobs during that period increased by 2.1%.

Delaware Nonfarm Employment

Jobs at Delaware Locations
Seasonally Adjusted (in 000s)

INDUSTRY GROUP	Sept. 2023	Aug. 2023	Over the Month Change	Over the Year Change†
TOTAL NONAG. EMP.	486.8	483.6	3.2	11.9
CONSTRUCTION	24.5	24.7	-0.2	1.2
MANUFACTURING	27.5	27.4	0.1	1.2
Durable Goods	9.9	10.0	-0.1	0.5
Nondurable Goods	17.6	17.4	0.2	0.7
TRADE, TRANSP., & UTIL.	90.4	90.7	-0.3	-0.7
Wholesale Trade	12.2	12.2	0.0	-0.3
Retail Trade	50.6	50.7	-0.1	0.4
Transp. & Utilities	27.6	27.8	-0.2	-0.8
INFORMATION	3.5	3.6	-0.1	-0.2
FINANCIAL ACTIVITIES	50.3	50.0	0.3	1.0
PROF. & BUS. SERVICES	68.8	66.6	2.2	1.5
PRIV. EDUCATION & HEALTH	81.1	80.7	0.4	2.4
LEISURE & HOSPITALITY	54.2	53.0	1.2	5.1
OTHER SERVICES	18.0	17.8	0.2	-0.7
GOVERNMENT	68.5	69.1	-0.6	1.1
Federal Government	6.5	6.4	0.1	0.5
State Government	31.6	32.2	-0.6	-0.3
Local Government	30.4	30.5	-0.1	0.9

† Annual changes are not seasonally adjusted.
Details may not add up due to rounding and seasonal adjustment.
Source: US Department of Labor, Bureau of Labor Statistics.

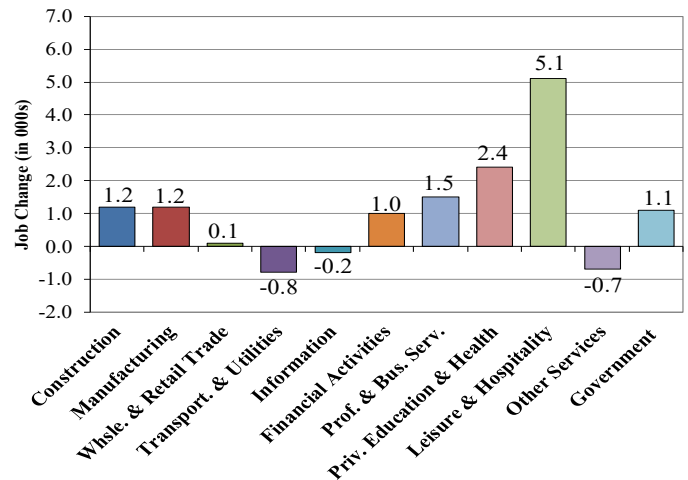
Office of Occupational and Labor Market Information

For data questions, contact Tom Dougherty (302) 761-8062

<https://labor.delaware.gov/divisions/oolmi/>

Delaware Over-the-Year Job Change

September 2022 – September 2023



Consumer Price Index

All Urban Consumers

	Percent Change to Sept. 2023 from:		
	Sept. 2022	July 2023	Aug. 2023
US City Average	3.7	0.7	0.2
Phila.-Camden-Wilm.*	NA	NA	NA

* Data are published on a bi-monthly basis.

Delaware Annual Net Job Change

Annual Average 2002–2022

